

Governing Board

President:

Eileen Disbrow
chinook121@tampabay.rr.com

VP, Membership

Nita Wilkinson
chinookcampingclub@cox.net

VP, Rally

Don & Jo Phillips
donjophillips@verizon.net

Treasurer

Jim Runyon
jerunyon59@cox.net

Secretary & Sunshine

Diane Poole
poolead72@gmail.com

**Thank you to the
Webmaster for both
CRVC and CCC,
Dave Shehane,
for his time and talent in
posting our Trailblazer.**

The Trailblazer is a publication of the Chinook Camping Club

March 2013

President's Message



We're in full swing for the 2013 calendar year. The club had a wonderful rally at Flamingo Lake and we look forward to seeing everyone at Coastal Georgia RV Resort in April.

During the coming months, we need some serious thought being given to serving the club. We will be looking for candidates for the Board, and that includes President. It's a pleasure to work with the members of this club, don't hesitate to consider helping us move into the future. Contact Diane Cremens if you have interest in serving.

The real news is the purchase of the Chinook brand by Phil Rizzio and John Chelist. Start up is slated for June. Look for more info in the coming year! Perhaps a new Chinook IS in your future!

Eileen Disbrow



Evelyn treats Fred to a cake to celebrate his birthday at our January rally! Mmmm...Good!

A large group of members arrived to enjoy the Florida sunshine at Flamingo Lake RV Resort in Jacksonville. The days were filled with food, fun and camaraderie as we met once again. A Jewelry Class was held by Curt & Mary Jo Motchenbacher which was enjoyed very much by those attending. All in all, a very good rally!

Inside this issue:

Current Events	2
Rally VP	3
Rally Info	4
Annual Rally	5
Travelogue	6
Photos	7
Membership VP	8
Recipes	9
Maintenance	10
Misc.	12




JANUARY 2013 RALLY AT FLAMINGO LAKE RV RESORT

For additional rally information, to suggest a rally site, or host a rally in your area please contact :

Don & Jo Phillips
VP, Rally

donjophilips@verizon.net



Membership Info:

Nita Wilkinson

VP, Membership

chinookcampingclub@cox.net

Chinook Camping Club

Saw your coach—please come join us for fun, family, and to learn more about your CHINOOK!

www.chinookrvclub.net
chinookcampingclub@cox.net
Nita Wilkinson, VP Membership



March 2013

Page 2

Club Officer Candidates for 2013-2014 Election

At the October 2013 meeting, we will have the election of new officers. The current officers have served for a few years and would like to resign and be replaced.

Positions to be filled include President, VP Rally, VP Membership and Treasurer.

If you feel the calling to fill one of these positions for "your" club, please contact Eileen or Diane (dscremens@gmail.com). Thank you for considering helping our club.

Diane Cremens, Chair, Nominating Committee

Cumberland National Seashore

With the approach of our April rally in Brunswick, Georgia, you may want to allow time to explore Cumberland National Seashore.

St Marys, Georgia (<http://www.stmaryswelcome.com/cumberlandislandV2.html>) is the first stop on your journey. Home to the Cumberland Island National Seashore Visitor Center and Museum you can brush up on your island knowledge and needs before boarding the ferry for the island. Preserved and protected for future generations, Cumberland Island National Seashore includes designated wilderness areas, undeveloped beaches, historic sites, cultural ruins, critical habitat and nesting areas, as well as numerous plant and animal communities.

Cumberland Island is Georgia's largest and southernmost barrier island. Pristine maritime forests, undeveloped beaches and wide marshes whisper the stories of both man and nature. Come walk in the footsteps of early natives, explorers, and wealthy industrialists. Cumberland Island is 17.5 miles long and totals 36,415 acres of which 16,850 are marsh, mud flats, and tidal creeks. It is well known for its sea turtles, wild turkeys, wild horses, armadillos, abundant shore birds, dune fields, maritime forests, salt marshes, and historic structures.



This link will provide directions and information on parking. Reservations for the ferry are recommended. Remember, this is a "foot passenger" only ferry so dress appropriately for touring and hiking on the island.

<http://www.nps.gov/cuis/planyourvisit/directions.htm>

The "senior" rate for the ferry is \$18 and there is no entrance fee to the park if you have the "Golden Age/Golden Access or America the Beautiful Pass". Others pay a \$4 entrance fee to the park.

The ferry departs St. Marys at 9:00 a.m. and 11:45 a.m., and departs from Cumberland Island at 10:15 a.m., 2:45 pm and 4:45 p.m., daily.

You may also be interested in the "Lands and Legacies Tour" offered by the NPS. Those planning to take the tour can make reservations by calling 1-877-860-6787 Monday through Friday 10:00 a.m. to 4:00 p.m. The fee for this tour is \$12 and lasts 5-6 hours. Be sure to read all the FAQ's on this link to determine if this tour is for you!

<http://www.nps.gov/cuis/planyourvisit/lands-and-legacies-faq.htm>

A MESSAGE FROM YOUR RALLY VP's

Hi Chinook Friends,

In January we had another Winter rally at the Flamingo Lake RV Resort, in Jacksonville, FL. This was our third visit to Flamingo Lake, and already many people are asking, can we have another Winter rally there, soon.

This Spring, we will again, be returning to Coastal Georgia RV Resort, in Brunswick, GA. The dates are: April 8th -11th.

If you haven't made reservations, call MaDonna at [1-912-264-3869](tel:1-912-264-3869). As always, don't forget to mention that you are a member of the Chinook Camping Club! Coastal GA will require a one night deposit of \$ 35.70. The resort is conveniently located off of I-95, at exit 29.

In June, we will be returning to Seashore Campsites in Cape May, NJ. The dates are: June 10th - 13th. Contact Eileen if you haven't already been assigned a site location, before you call for reservations. Telephone: [1-800-313-2267](tel:1-800-313-2267) or [1-609-884-4010](tel:1-609-884-4010)

Remember to consider the Cape May / Lewes Ferry to cross the Delaware Bay, and save some time and mileage.

Next Fall, we will travel to Nashville, TN and stay at the Nashville KOA, for the Annual Rally & Meeting, with hosts John and Nancy Cross.

Don't forget, Cricket, Sally and Linda are waiting to hear from you with suggestions for future rally locations! One recent suggestion is the Elkhart, IN area and the South Bend/Elkhart KOA is willing to host our club at their location. Have another idea...you can e-mail Cricket at :cmifreedom@hotmail.com.

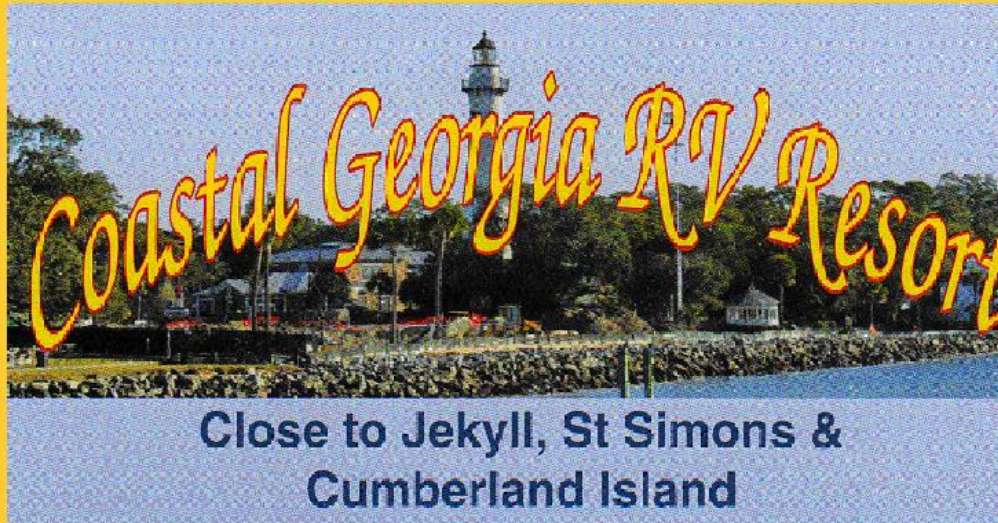
We hope to see you at as many rallies as possible. It's always like a meeting of good friends, when the Club gathers, and we miss you when you are not there!

Don and Jo Phillips



April 8 - 11, 2013

Brunswick, GA



Close to Jekyll, St Simons & Cumberland Island

RESERVATIONS:

912.264.3869

Beautiful resort located off of I-95 at Exit 29.

All amenities including dog play area, fishing dock, horseshoes, pool, on-site store and more!

An easy drive to Jekyll and St. Simons Islands.

\$35.70/nt

DID YOU MISS OUT ON CAPE MAY LAST TIME? WELL HERE WE GO AGAIN!

SEASHORE CAMPSITES - CAPE MAY, NJ - JUNE 10-13, 2013



Just minutes from Boardwalks, Beaches and Victorian Cape May!

Visit the Cape May Lighthouse.....enjoy the natural beauty of Cape May SP

Join in the fun! Site Assignments begin at Galax! \$35/night tax included

*For reservations call: 609.884.4010 or 1.800.313.2267
and provide your site # & mention you are with "Disbrow" group reservation*



www.seashorecampsites.com





2013 ANNUAL RALLY & MEETING

NASHVILLE KOA - OCTOBER 7 to 11



**COME JOIN US FOR OUR RALLY
CELEBRATE FALL IN THE
MUSIC CITY - NASHVILLE, TN**

DATES: October 7 - 11, 2013

(That's 4 nights folks!)

Reservations: 1-615-889-0282 Rate: \$40/night

Location: 2626 Music Valley Drive

Nashville, TN



The KOA also has cabins available for rent to members at 50% off

On Wednesday evening the KOA has a "Fabulous 50's & 60's Oldies Show" which you can attend for a small admission fee!



Don't Miss Out! Reserve Today!

**Lots of good times planned in
the newly updated resort!**

Hosted by John & Nancy Cross

NASHVILLE KOA



MEMBER TRAVELOGUE


Contributed by Sally Arnold

ON THE ROAD...


As we all begin to start thinking about traveling to Brunswick for our Spring Rally, I thought I would share some things to do along the way that we found to be nice. Depending from which direction you are coming from, they might be close to your journey to Brunswick.



Hunting Beach Island State Park near Beaufort, SC is a beautiful and interesting campground. From some of the campsites you are right on the beach but it is a short walk from just about anywhere in the campground. This beach is nice for walking with a variety of things to see. There is a section of marsh and weathered trees that stand as ghosts that when I look at them I think about where were they and how did they come to the state they are in. There is a really great lighthouse within walking distance or you can drive to it. Nature trails abound to wander through with a lot of different plants and animals. One thing that we really enjoyed was the fishing pier. They will loan you fishing equipment and all you have to do is buy your bait. We had fun fishing one day. I love walking on this beach and gathering shells which are bountiful!



Skidaway Island State Park is in Savannah and Fort McAllister State Park in Richmond Hill, beautiful Georgia parks with huge live oaks laden with moss. The area has loads of southern charm and with the waterfront shoppes, great restaurants, and all of the history and charm of the Savannah area, you will have lots to do. Fort McAllister has some programs about the soldier during the Civil War, a fishing pier and beautiful views like this one down by the pier.





The Okefenokee National Wildlife Refuge in Folkston, GA is about 45 miles from Brunswick. Okefenokee Adventures is the concession offering a 90 minute boat tour into the swamp.

This tour shows you the beauty in the swamp, from the water lilies and vegetation; to the alligators, sandhill cranes and many other animals.

I look forward to seeing you at our rally and hope you all have safe travels!

Sally





Outdoors or Indoors, we always have a great time meeting with our friends!



CHINOOK
CAMPING
CLUB

FLAMINGO
LAKE RV
RESORT

JACKSONVILLE
FLORIDA

JANUARY 2013



R
A
L
L
Y

T
I
M
E



VP of Membership News

As of 23 February 2013, we have 106 members, 9 more than last year this time. We've welcomed 24 new members since this time last year, and sadly said good-bye to 11 coach owners. A few are still in limbo for 2012, having not yet renewed. Members who joined since our last newsletter include:

Jan & Bill Christophersen, Margarate Folgate, Sarah & Roger Bansemer, Kenneth Bliss & Lillian Schmidt, Suzie Poucher, Irene & Jeff Cook, Gerry & Sherry Rutter and Jim & Janet Weeks.

Members currently represent the following model ownership:

Baja	1	Cascade	4	Concourse	48
Destiny	11	Eagle	2	Glacier	16
Premier	21	Summit	4		

We come from the following 25 states to share adventures and knowledge.

AL	3	GA	5	MI	1	OH	4	TN	7
AR	2	IL	1	MO	4	OR	1	TX	8
CA	1	IN	2	NC	10	PA	3	VA	6
DE	1	LA	3	NJ	4	RI	1	VT	1
FL	24	MD	4	NY	3	SC	6	WI	1

I sincerely thank everyone for sending his or her dues to Jim. I will publish the new Directory in time for the Georgia Coastal Rally in April. Plan to pick it up there or look for it in the mail in late April. If you have changed your address, telephone, or e-mail, please let me know ASAP.

Meanwhile, don't forget to share your Chinook Camping Club info cards with Chinooks you find on the road, in parking lots, and in campgrounds. If you need some more, just contact me.

Nita Wilkinson

VP Membership

chinookcampingclub@cox.net

Chinook Camping Club

**Saw your coach—please come join
us for fun, family, and to learn more
about your CHINOOK!**

**www.chinookrvclub.net
chinookcampingclub@cox.net
Nita Wilkinson, VP Membership**

Chinook Camping Club

**Saw your coach—please come join
us for fun, family, and to learn more
about your CHINOOK!**

**www.chinookrvclub.net
chinookcampingclub@cox.net
Nita Wilkinson, VP Membership**

CHINOOK CHOW—RECIPES FROM THE ROAD

contributed by Linda Stamper

Quick Vegetable Salad

Combine:

1 can (16 oz) whole kernel corn

1/2 cup chopped celery

1/3 cup finely chopped green pepper

1 large tomato, seeded and chopped

1/2 cup chopped cucumber

1/4 cup finely chopped sweet onion



Dressing:

1 tablespoon sour cream

1 teaspoon cider vinegar

1/4 teaspoon celery seed

1 tablespoon mayonnaise

dash of salt

1/8 teaspoon pepper

Prepare dressing and gently blend into the salad. Chill and enjoy!

Perfect Pancakes

2 cups self rising flour


1 tablespoon sugar

1 egg

2 teaspoons baking powder

1/4 cup oil

1 3/4 cup whole milk



Mix oil, egg, and milk together; add dry ingredients and whisk until smooth. Let stand 15 minutes. Pour on hot griddle (approximately 1/3 cup). Do not grease griddle. Turn each pancake when bubbles form over top and edges appear cooked. Top pancakes with butter, syrup, or fruit toppings. Serves four. Leftover batter may be refrigerated and used up to two days later if stored in air-tight container. The grandkids will love the pancakes, especially when using a variety of pancake molds, i. e.

Easy Banana Muffins

1 egg

1/2 cup sugar



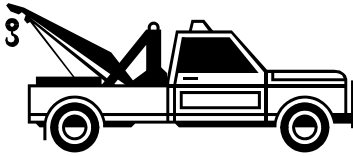
1 1/2 cup Bisquick

1/3 cup oil

1 cup, mashed, ripe bananas



Mix egg, oil and sugar; Add mashed bananas. Blend in Bisquick. Pour into greased muffin pan (or use paper baking cups); Bake at 400° for 18 minutes. Delicious! Makes 12



MEMBER MAINTENANCE TIPS . . . OR THINGS WE LEARN THE HARD WAY

The following issue was sent to us by member Russell Anderson. Read on for his experience then spend some time reviewing the article following on **RV Propane Systems** provided by **Amerigas**, reprinted with their permission.

Member Russell Anderson experienced propane leaking from the valve on his tank after turning on while preparing for a trip. He verified the leak using the “soap/water” solution method. After consulting with a service location he found that this is a special valve that seals when tightly closed or fully open, many may leak if not in the full on or off position. (For this reason Russell stated it is best to wear rubber gloves to protect your hands when opening and closing due to the cold from expanding gas.)

RV Propane Systems

The propane system on an RV provides heat and hot water, power for the stove and refrigerator, and fuel for barbecue grills or other small appliances. There are two basic types of propane containers and systems: Department of Transportation (DOT) cylinders and American Society of Mechanical Engineers (ASME) tanks. Travel trailers, folding camping trailers, and fifth-wheel units use two movable DOT cylinders, which are positioned vertically upright and mounted to the outside front or back of the RV. Motor homes use a single, permanently installed ASME tank, positioned horizontally, and located underneath the cabin, near the entryway. Regardless of container type, all refilling, repair, or replacement must be done by certified service technicians.

While you may do touchups to your RV from time to time, do not paint propane cylinders, valves, or mounting hardware. This may mask important service issues, affect valves, or result in system failure. Make sure your system is inspected at least annually by a certified service technician. They are trained to detect incorrect tank pressure, leaks, or other potential hazards, and address them properly. Do not connect your propane piping to another gas source or attempt to repair any propane-related component yourself.

Before You Go



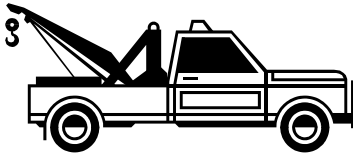
In addition to checking your propane fuel gauge, you'll want to follow these quick steps:

- Check exterior vents and clear any debris, sticks, dust, twigs, insects, or other items that may restrict venting.
- Inspect propane cylinders and holding mechanisms for any signs of rust, corrosion, fatigue, or wear and tear. For ASME tanks, check the brackets and mounting hardware, as well. Have a certified service technician check out any issues.
- Inspect connections leading to your propane appliances for frays or damage.

Make sure your RV has at least one Class BC fire extinguisher and operational propane, carbon monoxide, and smoke detectors. If you need to replace or install a new detector, be sure to follow the manufacturer's instructions regarding installation, location and maintenance.

EXIT THE VEHICLE IMMEDIATELY IF ANY OF THESE DETECTORS GO OFF.

(Continued on page 11)



MEMBER MAINTENANCE TIPS . . . OR THINGS WE LEARN THE HARD WAY

(ARTICLE CONTINUED)

On the Road

Most RV refrigerators can keep food/beverages cold during several hours of travel without a power source. It is recommended that propane systems be turned off while driving. Other safety tips while traveling:

- Shut off propane supply valves, pilot lights, ignitors, and appliances, and have everybody exit the vehicle during refueling.
- Do not use range burners for heat, or any appliances for means other than their intended use.
- Extinguish all smoking materials any time you are near tanks, filling stations, or other equipment where gasoline or propane may be present.

Turn off propane supply valves before entering tunnels or enclosed areas. Be sure to follow any postings around restricted areas, such as military bases.

At the Campground

- Open a window and turn on your exhaust fan when using your stove.
- Portable fuel-burning equipment including wood, charcoal, and propane grills and stoves should not be used inside the RV or near the entryway. The use of this equipment inside an RV can cause fires or carbon monoxide poisoning.
- Keep your vehicle a safe distance away from any heat source, such as grills or fire pits. Keep propane tanks and cylinders at least 10 feet away from heat sources.

Any time you use portable propane appliances, such as generators or heaters, it's important to provide for ventilation. Follow all appliance manufacturer safety instructions.

If You Smell Gas

It is not "normal" for propane systems to leak. If you detect a leak—or sense a propane odor (rotten egg smell)—have it checked out immediately.

- Immediately put out all smoking materials, pilot lights, and other open flames. Do not operate lights, appliances, or cell phones. Flames or sparks from these sources can trigger an explosion or fire.
- If you are able to, safely turn off the gas supply valve on your cylinder or container.
- Open all doors and other ventilating openings.
- Immediately leave the area and call 911 or the local fire department.

Before you restart or use any of your propane appliances, have a qualified service technician inspect your entire system.

We appreciate "Amerigas" granting permission to reprint this article. The information provided may also be printed in brochure form from the Propane and Research Education Council:

http://www.propanesafety.com/uploadedFiles/Safety/Propane_Emergencies/RV_safety%20brochure.pdf

GOOD APPs.... for iPhone or Android

Passport to Your National Parks - iPhone available at iTunes

Passport: Your National Parks - Android available at Google Play

(same App, both by Eastern National)

Pocket Ranger - available for both iPhone and Android has apps for state parks by the state.

An article listed on www.americasstateparks.org web page lists a new release in the Spring which will be called "The Official America's State Parks Park Passport" available for both iPhone and Android. For info: <http://www.americasstateparks.org/Pocket-Ranger>

ATTENTION!

This page is for information you would like to share with your fellow members.

Please, please send in your contribution at any time and we will include in the earliest edition as space allow!



Need a Chinook?

The following units are for sale:

2003 Concourse XL - 38,000 miles

2001 Destiny - 50,300 miles

2002 Destiny - 47,800 miles

2005 Destiny - 44,000 miles

For details and contact info email:

chinook121@tampabay.rr.com


We want to remember all of our members who are currently recovering from illness and surgery.

Please let us know if you are in need of a little sunshine! Our members are some of the most thoughtful and caring friends you could ever want to meet!



Most folks are as happy as they make up their minds to be.

Abraham Lincoln



NEW PRODUCT: HUBBELL REPLACEMENT RECEPTACLE WITH TWIN USB CHARGERS

Any RV can become a charging station with the Hubbell USB Charger Receptacle, which delivers both USB and regular electrical power in a single device, according to a press release from Hubbell Incorporated.

Besides its two 15-amp, 125V AC outlets for traditional use, the receptacle is fitted with twin USB ports. Hubbell is the only manufacturer to offer such a device, says the release. It's compatible with any USB 1.1, 2.0 or 3.0 electronic equipment to charge smart phones, digital readers, tablet computers, MP3 players, mobile phones or GPS units.

For additional information: <http://ecatalog.hubbell-wiring.com/press/pdfs/WLDSB003.pdf>

