

Governing Board

President:

Eileen Disbrow

chinook121@tampabay.rr.com

VP, Membership

Nita Wilkinson

chinookcampingclub@cox.net

VP, Rally

Alvin & Arline Cantrell

taco@windstream.net

Treasurer

Jim Runyon

jerunyon59@cox.net

Secretary & Sunshine

Sue DeMartini

dpd17@aol.com

Thank you to the
Webmaster for both
CRVC and CCC,
Dave Shehane,
for his time and talent in
posting our Trailblazer.

Inside this issue:

Coastal Georgia	2
Rally VP	3
Cherry Hill Park	4
Travelogue	5
Photo Page	6
VP, Membership	7
Chinook Chow	8
Maintenance Tips	9
Member Page	10

The Trailblazer is a publication of the Chinook Camping Club

March 2011

President's Message



It's almost Spring time! Dust those cob webs off your Chinook and get ready to attend our upcoming rallies!

We'll start off in a few weeks at Coastal Georgia RV Resort in Brunswick, GA and follow-up in May in the DC area at Cherry Hill Park in College Park, MD.

Your Board continues to work together throughout the year to enhance and improve your club experience. Input from all of our members is always appreciated. Have an idea for a rally? A way to improve communication? Have a skill or craft you want to share at a rally? Let us know, we're all ears!

We look forward to the nicer weather, and seeing each of you and sharing good times once again.

Sincerely, *Eileen Disbrow*



Don Phillips celebrated his 80th birthday, joined by his wife Jo, at our Lazy Days Rally.



Winter Rally held January 10-13th at Lazy Days near Tampa, FL

The winter rally held at Lazy Days Rally Park was quite an event. All the ladies certainly enjoyed being "ladies of leisure" with all meals provided by Lazy Days and Lupton Caterers. Nightly entertainment was also an added pleasure.

During our stay we were treated to a Carnival complete with hot dogs, drinks, clowns, magicians and even "Midway Games"! A musician played for the event which was held on the tennis courts. The sun was out and it made for a very nice afternoon in the midst of our cooler winter weather.

Members were given passes to attend the Florida RV Super Show compliments of the FRVTA and many took a side trip to Parkedale Farms for some strawberry shortcake! The rally was a great success.




For additional rally information, to suggest a rally site, or host a rally in your area please contact Alvin & Arline Cantrell our rally VP's.

taco@windstream.net

770-345-6484 or

770-880-9369



Membership Info:

Nita Wilkinson

VP, Membership

chinookcampingclub@cox.net

Chinook Camping Club

Saw your coach—please come join us for fun, family, and to learn more about your CHINOOK!

www.chinookrvclub.net
chinookcampingclub@cox.net
Nita Wilkinson, VP Membership



COASTAL GEORGIA RV RESORT— March 24th to 27th, 2011



Here is your opportunity to relax at a beautiful resort and travel a short distance to Historic Brunswick and St. Simon's or Jekyll Island

Call today—912-264-3869



Rated in the top 100 Good Sam Parks for 2010, Coastal Georgia RV Resort offers all of the modern amenities and a great location off Interstate I-95 at Exit 29.

The resort offers top notch facilities including cable and Wi-Fi, 2 bath houses, laundry, pool, pavilion, small store and propane. Try your hand at horseshoes or shuffleboard or rent a paddle boat! Bring your fishing gear and try your luck at the lake. Our pets will have a nice area to exercise as well.

Area attractions : You can enjoy the beaches, trolley tours, ghost tours, golfing, bicycling or fishing off the pier. Visit historic sites like Fort Frederica and Bloody Marsh Battle Site. Jekyll Island also offers beaches, bicycling, horse back riding, nature trails, fish off the pier and Historic Millionaire's Village.


On St. Simon's Island stop by the lighthouse and climb to the top! There is a quaint shopping area as well as many restaurants to choose from should your appetite get the best of you!

A short jaunt south on the interstate and you can tour St. Mary's, GA or the Cumberland National Seashore.

We will have our usual Pot Luck Supper the first evening and perhaps we can enjoy a campfire by the lake. Pancakes and eggs will be sizzling in the morning and we know no one will go hungry!

While 25 sites were being held, as of mid February, 22 of the sites were reserved by members!

Mark your calendar and don't miss out on the fun!



A MESSAGE FROM YOUR RALLY VP's

Hi Chinook Friends,

Can you believe it has already been a month since the Lazy Days rally and it's just a few weeks until our next rally at Coastal GA. If you haven't called for reservations and plan to attend, be sure not to wait. We have over 22 reservations, but you may still be able to get a site. Also, don't forget the Cherry Hill rally in May hosted by Don and Jo Phillips. If you haven't been to Washington, D.C., this is a great rally to attend since the park is near the city.

Our annual rally will be Oct. 11-14 at EZ Daze RV Park in Southaven, MS, just a short drive south of Memphis on Interstate 55. It is an easy drive back to Memphis. Graceland is about a 20 minute drive, and Tunica is also about 20 minutes. There are other attractions nearby that are listed on the park's website www.ezdazervpark.info. The cost for this rally is \$30.00 per night and that includes WiFi and cable. This is a new park and it was very clean when we stayed there last year. It is also in a safe area with many new stores and restaurants.


In Jan. 2012 we will have our winter rally at Flamingo Lake in Jacksonville, FL. Dates for this rally are Jan. 26-29. The club had a rally here in Jan. 08 and many people asked about having another rally there in the future. I know some of you are wondering why we aren't going back to Lazy Days next year since many of you who were at the winter rally this year liked the idea of holding it there. Unfortunately, Lazy Days could only put us on a waiting list because they didn't even have all this year's rallies planned. They could not guarantee us a date or where we would be located in the park. Since finding a rally site for the winter is difficult, we decided to call Flamingo Lake and they gave us both the date and the sites. The sites are in the same area as last time, so if you want a site that backs up to the lake or if you want a site closer to the office and meeting room, call early and ask. I couldn't find a map of the park on their website, but it may be there.

As always, if you are willing to host a rally, please let Eileen or me know. If you think you have found a good park, please check out the amenities in the park to make sure there is a place we can meet, bathrooms are clean and accessible, and the price is affordable. Don't worry about feeling like you don't know how to host a rally. Alvin and I can give you suggestions and help, and there are always members willing to lend an extra hand.

We hope to see you at many of these rallies. It's always like a meeting of good friends when the club gets together and we miss you when you aren't there or when we can't attend.

Arline Cantrell






Frequent public transportation & Guided Tours daily
Pools, Hot Tub, Outdoor Movie, Free Wi-Fi, Satellite TV,
Exercise Room, Cherry Hill Cafe, Dog Walking Service,
RV Super Store
40 minutes to Baltimore & Annapolis

4 Nights
MAY 17-21, 2011
CHERRY HILL PARK
College Park, Maryland

\$52.20 per night, \$25 deposit at time of reservation.

Join us for a great time
near Washington DC
1-800-801-6449
Reserve Now!

Hosted by
Don & Jo
Phillips



MEMBER TRAVELOGUE

Yellowstone NP

By Diane Cremens

Yellowstone National Park is one of our favorite places to vacation. Since we love to hike and watch wildlife, we visit in the "off season", May or October. Yellowstone is partly located in a caldera of a volcano. The geothermal features are outstanding. The Grand Loop Road makes a figure "8" with lower and upper loops. Each section has its own, unique features.

We usually take a week or more to tour the park. This allows us to take many short hikes and stop to view wildlife. We have learned that there are many wolf spotters in the park and that if we stop when we see them, we are sometimes rewarded with great views of various wildlife.



This year there was a bison carcass that was visible with binoculars and spotting scopes. The first evening, we did not see anything near it. The following morning, we parked the Chinook in a pull-off a distance from the ridge where the wolf-spotters were set up. We watched as a large black grizzly bear with a tan face guarded the food from a cinnamon-colored grizzly. Then seven wolves from the Blacktail Pack tried to get the big, black bear away from the carcass. The wolves also chased away the cinnamon grizzly. We stood on the ridge with our spotting scope watching the show. Two coyotes got close, but retreated. Then, a herd of Bison walked along a ridge between us and the bears and wolves.

Fall is the time the elk are in the rut. It's fun to watch the Bull Elk and their harems graze in the meadows. We saw many herds of elk, bison, Pronghorn antelope, several bears (both Black bear and Grizzlies), wolves, coyotes, Bighorn Sheep, Bald Eagles, and numerous other birds.



We walked around the Norris Geyser Basin, the hottest and most volatile hydrothermal area in the park. Then we walked out to Morning Glory Pool in the Upper Geyser Basin. Old Faithful erupted twice while we were in the area. The new visitor's center at Old Faithful is now open and is a must see.

When we visited Yellowstone, only four campgrounds were open. There is only one campground with hook-ups, the Fishing Bridge RV Park, but it was closed. We stayed at Madison, Mammoth and Slough Creek (a primitive campground out in the Lamar Valley.) We also stayed at private campgrounds, Yellowstone River RV Park in Gardiner, MT and Grizzly RV Park in West Yellowstone.

This past year we enjoyed great weather. Usually, we get one or two snowstorms during our visit, but this year there was very little rain and snow only above 10,000 feet. We never had to get out our winter parkas. We did use the furnace as it would get down in the 30's at night. Daytime temps were in the 50's and 60's.



**Lazy Days Winter
Rally**

**Members have fun,
our pets visit too,
and a great time for
all to celebrate!**



VP of Membership News

As of 16 February 2011, we have 93 members, the same as last year this time. We've welcomed 22 new members since this time last year, and sadly said good-bye to 18 coach owners. A few are still in limbo for 2011, having not yet renewed. Members who joined since our last newsletter include Porgy Smith, Bob and Sandra Humbrecht, Rocky and Diane Bucci, and Tom and Alice Sanders

Members currently represent the following model ownership:

Cascade 4	Glacier 15	Premier 12
Concourse 48	Destiny 10	Summit 4

We come from the following 28 states plus Quebec to share adventures and knowledge.

AL 3	IL 1	MN 1	OH 2	VT 1
AR 3	IN 2	MO 2	PA 4	WI 1
CA 1	LA 2	QB 1	GA 3	CT 1
MD 2	NC 6	RI 1	MI 2	FL 21
ME 2	NJ 4	TX 6	NY 4	VA 5
SC 5	TN 5	NV 1	OR 1	

I sincerely thank everyone for sending his or her dues to Jim. I will publish the new Directory in time for the Georgia Coastal Rally in March. Plan to pick it up there or look for it in the mail in April.

Meanwhile, don't forget to share your Chinook Camping Club info cards with Chinooks you find on the road, in parking lots, and in campgrounds.

Nita Wilkinson

VP Membership

First rally for new members

Left to right:

Marcia & Bob Schleif

Bob & Sandy Humbrecht



Hopefully future members....

Marty Wegner

And Warren Green



CHINOOK CAMPING CLUB

Saw your coach and hope you join us!

www.chinookrvclub.net

ENHANCE YOUR CHINOOK EXPERIENCE

chinookcampingclub@cox.net

Nita Wilkinson VP, Membership

CHINOOK CAMPING CLUB

Saw your coach and hope you join us!

www.chinookrvclub.net

ENHANCE YOUR CHINOOK EXPERIENCE

chinookcampingclub@cox.net

Nita Wilkinson VP, Membership

CHINOOK CHOW—RECIPES FROM THE ROAD

Blueberry Crunch Cake



- | | |
|---|--------------------------------------|
| 1 box of butter yellow cake mix | 1 (21 oz.) can Blueberry Pie Filling |
| 1 (20 oz.) can crushed pineapple in juice | 1 cup chopped pecans |
| 3/4 cup melted butter | |

Preheat oven to 350°

13x9 baking pan

1. Pour crushed pineapple with juice into pan; spread evenly.
2. Spoon pie filling over pineapple then sprinkle dry cake mix over pie filling, level with a fork.
3. Sprinkle pecans over cake mix and drizzle with melted butter.
5. Bake 35-45 minutes until brown and bubbly. Serve warm with ice cream.

Garbanzo Bean Medley



- | | |
|--|--|
| 1 small zucchini, cubed | 1 teaspoon olive oil |
| 2 teaspoons minced garlic | 1 can garbanzo beans, rinsed & drained |
| 1 can diced tomatoes, undrained | 1 teaspoon Italian seasoning |
| 1/4 teaspoon crushed red pepper flakes | 1/4 cup parmesan cheese |

1. In a small skillet, sauté zucchini in oil until tender; Add garlic and sauté 1 minute.
2. Stir in the garbanzo beans, tomatoes, Italian seasoning and red pepper flakes. Heat thoroughly.
3. Sprinkle with parmesan cheese. Makes approximately 4 servings


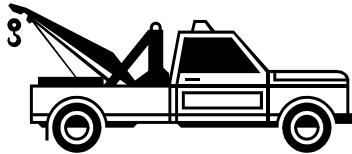
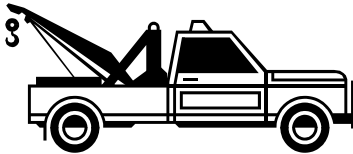
Slow Cooker Vegetable Beef Soup



- | | |
|---|--|
| 1 pound stew meat, cubed | 4 cups frozen mixed vegetables |
| 1 potato, peeled and cut into small cubes | 28 ounce can, crushed tomatoes |
| 1 envelope, dry, onion soup mix | 1-2 chopped celery stalks with tops |
| Salt & pepper to taste | Water as needed to make slow cooker 3/4 full |

Set slow cooker to low. Add all of the ingredients. (You can use the crushed tomato can to add the water, usually one or two cans full of water).

Stir, cover and cook 6 to 8 hours or more as desired.



MEMBER MAINTENANCE TIPS . . . OR THINGS WE LEARN THE HARD WAY

Highlights from *Lazy Days RV Training Seminar 1/11/11* Annual RV Maintenance

There were numerous key points made by the instructor. Emphasis was made on general upkeep of your RV on an annual and quarterly basis.

Cleaning of exterior, on a regular basis, was recommended by using cleaners and waxes that are made for fiberglass surfaces. Agents not recommended for cleaning fiberglass are gasoline, Pine Sol, Lysol, abrasive cleaners, paint thinners and other similar solvents. Soap and water is usually the best product for exterior cleaning.

A stored RV should be moved or relocated at least four times a year and generators, pumps and liquid propane tanks checked.

Water System should be cleaned annually and your RV should not be stored with empty tanks. Try to maintain a level that keeps your tanks $\frac{3}{4}$ full when stored. Water heater should be flushed annually.

Don't overload your refrigerator. Best temperature is 40 degrees. It takes 12 - 24 hours for refrigerator to get cold so it is recommended you turn on your refrigerator a day before you start to travel. Freezer holds it temperature much better and much longer than the refrigerator section.

Best way to test the temperature is to place a glass of water with a thermometer in it and set it in the chilled refrigerator for an hour or two.

LP System should be checked at least four times a year and the valve on the tank should always be turned fully open or fully closed. Partial knob position is not recommended. To detect leaks at the valve, the use of Mr. Bubble, sold at Dollar Stores, is recommended. LP gas tanks (portable) should always be stored upright. Never lay them down. It is recommended that the LP System be turned off when in a gas station. On the Chinook, this is easily done by turning off the main switch.

When storing your RV, Black and Gray Water Tanks should never be stored dry since this encourages active bacteria growth. If the RV is going to be stored for some time, filling both tanks with clean water is recommended.

Also, the toilet should never be stored dry since this will add to the deterioration of seals.

It is recommended that the water pumps and generators be run at least once every 60 days for a period of 20 minutes or more to insure best performance. Run the generator under a load such as the air conditioner.

It is also recommended that a fuel stabilizer be used when storing your RV for more than 60 days. There are many on the market and any will work fine.

The instructor spent a great deal of time revealing problems with electrical systems due to under-power at campsites. It was recommended that all campsite hook-ups be checked for voltage prior to hook-up and similar checking of water flow and quality is very important. Many of the camps/resorts are under financial pressures and have started taking short cuts which can cause an RV problems due to low power flow and power surges. It is also suggested that a water filter be used between campsite hook-up and your rig even though most of the water filters are not very efficient and only stop large particles from moving into your system.

Member David DeMartini attended this informative seminar during our January Lazy Days Rally. This is one advantage of attending a rally at Lazy Days. They offer various seminars during the week. Thanks David!

BIRTHDAY AND ANNIVERSARY WISHES



BIRTHDAYS

MARCH

Blair Younger

APRIL

Ann Bedwell Carol Cummiskey

Sue DeMartini Larry Hull

Deanna Gorecki

MAY

Maria Ashby Ken Burr

Evelyn Runyon Cyndy Gabrys



ANNIVERSARIES

MARCH

David & Sue DeMartini

APRIL

Larry & Rena Hull


MAY

Fred & Marilyn Prah



MAGNETIC SIGNS

Vistaprint.com is a great place to order magnetic signs for your Chinook. You can personalize anyway you like with your names, hometown and even a picture of your Chinook. Nita & Klaus had a nice door sign made for their Chinook. After seeing how nice they turn out, we decided to order a set for each side. www.vistaprint.com



We want to remember all of our members who are currently recovering from illness and surgery.

Please let us know if you are in need of a little sunshine! Our members are some of the most thoughtful and caring friends you could ever want to meet!



SUNSHINE CORNER

The shortest distance between two people is a smile!



SHADES OF CREATIVITY

Member Rebecca Williams created these insulated "Roman Shades" for her Concourse. Both light blocking and insulating, her design allows total privacy and an option of splitting the shade over the lounge area allows letting light in half the window while shading the other half. Her shades snap securely on the bottoms and sides while also overlapping that cold bottom frame of the window.



Shades down!

Shade up!

