



TRAILBLAZER

Governing Board

President

Mark McCluski

chinookcamping@icloud.com

VP, Membership

Gayle Wroble

ChinookCampingClub@gmail.com

VP, Rally

Cricket (Cynthia) Jones

cmjfreedom@outlook.com

Treasurer

Linda Stamper

lindastamper@bellsouth.net

Secretary & Sunshine

Diane Poole

poolead72@gmail.com

Chair, Nominating Committee

Diane Cremens

dscremens@gmail.com

*Thank you to the Webmaster for
both CRVC and CCC,*

Dave Shehane,

*for his time and talent in
posting our Trailblazer*

Inside this issue:

Spring Rally	2
Just for Fun	3
Membership	4
Chinook Chow	5
Recommendations	6
Travelogue	7-8
Rallies 2015-16	9-10
Rally Photos	11

The Trailblazer is a publication of the Chinook Camping Club

June 2014

President's Message

I'm writing this column from the road, where Jeannie and I have been since the Emerald Beach rally. And a fine rally it was, high winds and tornado warnings notwithstanding. The Wilkinsons and the Kohrs did a great job, and the Emerald Beach folks made every accommodation. It was a park I'd go back to for sure!



As we continue our wanderings I find myself thinking once again what it is about Chinook camping and the Chinook Camping Club that is special. (People who have heard me out on this topic can skip ahead to a better article.) It's the scale of things, I think. Someone living in a vehicle the size of a Chinook is a person who wants to get out and see and do. A Chinooker is not so much a person who prioritizes being surrounded by things: there's a limit, after all, to what you can stuff into a Concourse. Sure we like our stuff, but it's in it's proper place, literally and metaphorically. We have a healthy sense of scale. We have our little share of the world and we're content with that. If you're attracted to Chinook camping that's just the way you're going to be, and if you're traveling with other Chinookers you know you're going to be in like minded company.

And speaking of company: if you can take a long trip with a spouse or partner in a Chinook and still be speaking to each other at the end of a month, you and that person get along!

There will be plenty of good company at the upcoming rally in Elkhart, Indiana. Hope to see you there, or maybe Williamsburg in the fall (Oktoberfest!)

Sincerely, Mark McCluski

2014 Rallies

An exciting time was had by all at the Emerald Beach Rally in April! We had a great dinner at the local seafood restaurant, an informative tech talk, and lots of walks, talks, drinks and games on the pier. Numerous trips to the mom-and-pop rv shop to pick up gadgets and parts, and topping off with a tornado warning and 20-inch rainstorm! Even the tightest of Chinooks sprung a leak in that one. But we survived safe and sound, most of us stayed an extra day before heading for home (THANK YOU EMERALD BEACH PARK), parts far and wide or just down the road to the mini-rally at Gulf State Park.

2014 Chinook Camping Club Rally Dates

The Elkhart Rally is almost here! See page two for more details on the rally, some other places to see and things to do. And don't forget to make reservations for the fall rally and annual meeting in Williamsburg VA! It's a great place to gather in October. Then see pages 9 and 10 for a complete rally schedule for 2015-2016.

June 23-26 Elkhart Campground Elkhart IN (See page 2 for more information)

October 5-8 American Heritage RV Park, Williamsburg VA \$39 plus tax,

888-530-2267 Nita and Klaus Wilkinson, Eileen and Russ Disbrow will hold an Oktoberfest at the Annual Rally and Meeting! <http://www.americanheritagervpark.com/>



Elkhart Rally Information! June 23-26, 2014: Hosted by Cynthia Jones & Mike Sloop

This June, the Chinook Camping Club is stepping outside its usual east coast schedule to gather at the **Elkhart Campground, Elkhart, IN** 576-264-2914 <http://www.elkhartcampground.com/>

We've issued an invitation for the Western Chinook Club to join us for this wonderful event and also the new owners of the soon-to-be-returning Chinook factory. Here is your chance to visit the Elkhart area, the RV History Museum and see the Amish areas. Also near the huge Shipshewana Flea Market. Another rally you don't want to miss! The agenda is included here to spark your interest in making the trip.



Elkhart Rally Schedule – June 23rd – 26th

Monday, June 23 – 6:00PM - Meet & Greet – if you like, bring a snack, finger foods, cards, games to the meeting room. Coffee is always available – bring your cup! Small paper plates and napkins donated for the meet & greet.

Tuesday 24th – Club Breakfast – 8am – 10am ** Don't forget to bring your plates, cups, and utensils. Coffee provided.

Tuesday 24th - 10AM – 6PM – As you please.

Tuesday 24th – Pot Luck – 6pm - **Don't forget to bring your plates, cups, utensils, and drinks. Coffee provided.

Wednesday 25th – Rolling Picnic Lunch to RV Museum. 10:30 – 11:00AM – leave park. Volunteers will be needed to transport members to the RV Museum. Everyone who wishes to participate will bring items for their own picnic lunch. (bottled drinks, water suggested) plates & napkins donated. The RV Museum will allow us use the library at no charge. We are responsible for setting up the tables, breakdown and leaving the area clean. The group photo will be made at the RV Museum. RV Museum tour - \$8.00



Wednesday – 8:00AM - Coffee & any left-over breakfast items you wish to donate along with hugs & good-byes.

Hillbilly Golf, Bag Toss, cards, music, fellowship or time to relax if you decide not to venture out during rally.

NOTE - To help support the RV Museum, Mike & Cynthia purchased a brick on behalf of the club. They are planning to have the group photograph along with a copy of one of the factory brochures matted and framed. When completed it will be presented to the RV Museum to represent Chinook Camping Club - Eastern. The cost of the brick and the photograph will be paid for out of the Club treasury.

Additional area attractions:

- ◆ National New York Central Railroad Museum, 721 South Main St, Elkhart, IN 46515 <http://www.elkhartindiana.org/departments/?fDD=54-0>
- ◆ Linton's Enchanted Gardens 315 County Road 17, Elkhart, IN 46516 www.lintons.com
- ◆ The Lerner Theater - 410 South Main Street, Elkhart, IN 46516 www.thelerner.com
- ◆ Wellfield Botanic Gardens 1011 N Main Street, Elkhart, IN <http://www.wellfieldgardens.org>
- ◆ Midwest Museum of American Art 429 South Main St, Elkhart, IN 46516 <http://midwestmuseum.us>
- ◆ Ruthmere Mansion & The Havilah Beardsley House 302 East Beardsley Avenue, Elkhart, IN 46514 <http://www.ruthmere.org>
- ◆ Elkhart River, Island Park- Riverwalk and area county parks
- ◆ Shipshewana Flea Market i- 345 S. Van Buren Street in Shipshewana, IN. www.shipshewanafleamarket.com
- ◆ Planning websites: <http://www.amishcountry.org> and www.downtownelkhart.org

Just for Fun

From the Editor: I love finding the quirky museums or oddities that towns around America are know for. The website, book and iPad app from Roadside America are wonderful resources for planning, or just happening upon, those things that make us uniquely American!


From RoadsideAmerica.com, some Michigan wonders:

Allen Park: World's Largest Tire
 Alpena: Paul Bunyan Made of Car Parts
 Battle Creek: The Kellogg Rejuvenators
 Bessemer: Ski Bum Statue
 Cedar Lake: 2-story Outhouse
 Charlevoix: World's Largest Cherry Pie
 Chassell: Giant Bear Trap
 Cheboygan: Sea Shell City
 Christmas: Giant statues of Mr. and Mrs. Claus
 Cross Village: Upside-down stove restaurant
 Dearborn: Henry Ford Museum & Greenfield Village
 Detroit: Parking Structure with Beautiful Ceiling
 Detroit: The Heidelberg Project, The Spirit of Detroit
 Detroit: World's Largest Stove
 Durand: Circus Train Wreck Memorial
 Elk Rapids: Dean of Tourist Activity
 Farmington Hills: Marvin's Marvelous Mechanical Museum
 Fennville: Betty, dead dog in a sleigh
 Frankenmuth: Bavarian-themed Christmas-y town
 Gladstone: Hoegh Pet Casket Factory Tours
 Grand Haven: Musical Fountain
 Grand Rapids: First City With Fluoridated Water Memorial
 Grand Rapids: Gerald Ford Museum

Hamtramck: Hamtramck Disneyland - Folk Art, Neon Kielbasa
 Hell: Town named...
 Holland: Dutch-Themed Town
 Indian River: Cross in the Woods, Nun Doll Museum.
 Ironwood: Hiawatha statue , Smiley Water Tower
 Ishpeming: Da Yoopers Tourist Trap
 Ishpeming: US National Ski Hall of Fame and Museum
 Jackson: Mr. Chicken the Plastic-legged Rooster, The Cascades
 Kaleva: Bottle House
 Kalkaska: Trout Fountain
 L'Anse: Shrine of the Snowshoe Priest
 Levering: Sea Shell City
 Marshall: American Museum of Magic
 Manistique: Paul Bunyan statue
 Midland: Tridge - 3-way bridge
 Millington: Smiley Face Water Tower
 Oscoda: Paul Bunyan statue, Lumbermen's Monument
 Ossineke: Dinosaur Gardens Prehistoric Zoo, Paul Bunyan and Babe
 Paris: Eiffel Tower and the Indian
 Plymouth: Robert Wadlow's Shoe , United Memorial Gardens
 Redford: Silvio's Italian American Museum
 Rockford: Dinerland USA and Diner Mini Golf
 Somerset: Concrete Wood Art
 St. Ignace: Paul Bunyan and Babe, Mystery Spot
 Sault St. Marie: Antlers, taxidermy restaurant
 Traverse City: World Champion Cow of the Insane
 Traverse City: World's Largest Cherry Pie
 Ypsilanti: Big Cow
 CHECK THE WEBSITE FOR ADDITIONAL STATES!

Club Logo Items

The club has a variety of logo items available for purchase. The Royal or White collared polo shirt very nice. Also recently added are T-shirts in Royal or White which look great with our club Baseball Cap. In addition to the above, a few members have purchased a lightweight fleece vest which is very sharp. For information on availability contact Eileen at chinook121@tampabay.rr.com or by calling 813-633-5113.



is

Do you know a member who is ill or recovering that needs some SUNSHINE?

Send the info to Diane Poole at
poolead72@gmail.com



Chinook Social Media

<http://chinookrvclub.com/>

There is a Yahoo Group called "ChinookRVOwners" that is a great resource for all things Chinook. You can find the group at: <http://autos.groups.yahoo.com/group/ChinookRVOwners/>

Sally Arnold has set up a blog for us to add info about places we have enjoyed while traveling. The entries are divided by state, and it is very easy to use and make contributions. Find this blog at: <http://www.chinooktravel.blogspot.com/> **It needs your entries, share your experiences with fellow Chinookers!**

<https://www.facebook.com/groups/chinookcampingclub> This group is designated as "secret" which means it is only for members. You will need to request to join by sending a response to one of the weekly updates to you by email. It's a fun social tool that keeps us in touch between rallies. With the security setting, we can also post photos and info from our trips as we're travelling.



sent
and

VP of Membership Report 2014 by Gayle Wroble

Our club membership is currently at 99 members. Since the last newsletter, we have welcomed 6 new members!

Arthur & Nancy Throckmorton
Glenmoore, PA
2004 Glacier
#356

Robb Partridge
Lady Lake, FL
2004 Glacier
#357

Robert & Arrolyn Miller
Pembroke, ME
2004 Glacier
#358

Hans Paschel, Susan Martin
Loganville, GA
2001 Destiny
#359

James Fricilone, Peggy Ross
McHenry, IL
2005 Premier
#360



Daniel & Donna McGrath
Geneva-on-the-Lake, OH
2005 Concourse
#361

~~ NEWS ~~

The long-awaited changes to our Membership Directory are here! (well, sort of)

Some changes as to how we produce the membership directory have been in the works for a while. It will be a gradual roll-out as I learn how to use the digital tools, and get things up and running. More details about this will be sent through the weekly email updates as things progress. I'm looking forward to providing you all with an always-up-to-date, digital or paper, membership directory ... with pictures! Watch for details in your email soon!

Members represent the following Chinook ownership: model years range from 1993 through 2005:

Concourse	48
Premier	18
Glacier	14
Destiny	12
Cascade	3
Summit	2
Eagle	1
Baja	1

CHINOOK FOR SALE: 1998 Chinook Concourse powered by a 350 V10 Ford. Mileage 110,000 miles. Interior is the lounge type with two couches or beds. Also can be made up as a queen. Recent upgrades include: 6 new tires, shocks, plugs, and wood laminate flooring. The unit is in excellent condition ready to travel. Many other upgrades upon request. Price \$19500. Call Braxton Nagle 540 886 3023, or email @ rbbraxton2@verizon.net.

**2014 CLUB DUES OF \$35 PER COACH ARE DUE, IF YOU HAVE NOT PAID YET,
PLEASE MAKE YOUR CHECK PAYABLE TO:**

"Chinook Camping Club" and mail to: Chinook Camping Club, Linda Stamper, Treasurer
219 Monte Vista Drive, Statesville, NC 28625



IMPORTANT NOTICE

IMPORTANT NOTICE

IMPORTANT NOTICE



Please note that with the club fiscal year change effective in February, making the fiscal year from October 1 through September 31, dues for 2015 will be due on October 1.

Chinook Camping Club

Saw your coach—please come join us for fun, family, and to learn more about your CHINOOK!

www.chinookrvclub.net
chinookcampingclub@cox.net
Nita Wilkinson, VP Membership

Chinook Camping Club

Saw your coach—please come join us for fun, family, and to learn more about your CHINOOK!

www.chinookrvclub.net
chinookcampingclub@cox.net
Nita Wilkinson, VP Membership

Chinook Camping Club

Saw your coach—please come join us for fun, family, and to learn more about your CHINOOK!

www.chinookrvclub.net
chinookcampingclub@cox.net
Nita Wilkinson, VP Membership

CHINOOK CHOW—RECIPES FROM THE ROAD

Cheesy Potato, Egg and Ham Breakfast Casserole



Yield: 12 small muffin-size servings, freeze for travel!

From barefeetinthekitchen.com

1 large russet potato, baked and cooled
1/4 - 1/2 cup shredded sharp cheddar cheese

1 cup ham, diced small
1/4 cup very finely sliced green onions
8 eggs, lightly beaten
1/2 teaspoon kosher salt
1/4 teaspoon freshly ground black pepper

Preheat the oven to 350 degrees. Peel and grate the cold potato, you should have about 2 cups worth. Place the shredded potato in a medium size mixing bowl and add the remaining ingredients. Grease a 9" casserole dish or 12 muffin cups. Pour the egg mixture into the casserole dish or scoop 1/4 cup worth into each muffin cup.

Bake the casserole for 35-40 minutes, (bake the muffin cups for just 20 minutes), until the casserole has set up in the middle and is lightly browned. Let cool for a few minutes before serving. Enjoy!

FREEZER MEAL: Let cool and then portion into freezer safe Ziplocs or resealable containers. The quiche can be thawed in the refrigerator first or reheated in the microwave straight from the freezer. .

Weight Watchers Chocolate Marshmallow Bark

Sue Martini has often allowed us to share this delicious snack at rallies.

8 oz bittersweet chocolate, finest quality recommended
2 tsp regular butter
3 cup(s) mini marshmallows

Line a 9- X 9-inch pan with heavy-duty aluminum foil. In a double boiler, melt chocolate and butter over medium heat, stirring occasionally, until thoroughly combined; remove from heat and stir in marshmallows. Scrape chocolate mixture into prepared pan using a silicon spatula; smooth into a somewhat even layer. Refrigerate until chocolate sets, at least 1 hour; keep refrigerated until ready to eat. Cut into 12 pieces and serve. Yields 1 piece per serving.



Chinook Cook Book??

It has often been suggested that we pull together our favorite recipes into a cookbook. So many of the pot luck suppers and breakfasts have featured dishes for which everyone requested the recipes. Eileen Disbrow has gone back through newsletters and memory and pulled a list of some of the past featured recipes. Do you also have favorites to add to the list? Send them and any suggestions about how we might put together a cookbook, particularly one to which we can continue to add, to Diane Poole or Eileen Disbrow and let's see if we can figure out the best way to catalog our great food!

Be part of the Executive Committee!

It's not too early to start thinking about serving your club by becoming an officer. It would be great to have an actual election for officers at the Fall rally. Officer positions include President, VP Rallies, Treasurer and Secretary/Sunshine. Also, Chairperson and member of the nominating committee. If you are interested in any position, please contact me at dscremens@gmail.com or call my cell phone 815-985-4612. Thank you.
Diane Cremens, Chair, Nominating Committee



TIPS, TRICKS AND THINGS WE LEARN THE HARD WAY

From the editor: for this issue, I asked Mark McCluski to write about some recent work to his Chinook and how it went:

Smoothing Out the Ride

The Michelin tire recall prompted us to look into some upgrades to make our ride a little less truck-like. We did so many things at the same time, its hard to say if any one thing was more significant than any other. Our ride is definitely better. We are definitely poorer. Still, it was all worthwhile for us.

Tom Jackson felt strongly that we should have a wheel alignment first thing. It turns out we were significantly out of alignment and probably cruising for a major mishap. If this were the only work we had done it probably would have made our ride much easier to control. This is one step I'd recommend for anyone who hasn't had it done for a long time, or who has never had it done (like me). It was especially refreshing combined with the new tires.

Our easiest upgrade and probably our best bang-for-the-buck was Safe-T-Plus. Steering had always required a bit of effort that



I just assumed was part of the deal when driving an RV. Depending on characteristics of the road the Chinook always wanted to go a little to the left or a little to the right. I always had to make corrections, and the wheel didn't want to come back to center without my help. Safe-T-Plus makes the RV follow a straight line by default. Minor road characteristics don't pull us off course any more. Coming out of a turn, the wheel now

wants to go back to center by itself. Even at high speeds it takes much less effort to keep on a straight course.

To give a complete picture of all the handling upgrades we've done I'll also mention the front and rear Roadmaster sway bars we invested in a couple of years ago; they make a big difference in cross-winds and when 18 wheelers pass us on the interstate.

Anyway, while all the current work was being done Tom and the garage he uses noticed that my shock absorbers were not up to the task of carrying a motor home. This was my own fault: two or three years ago I'd replaced my worn, original equipment shocks with some KYB shocks that I thought were a good substitute based on things I'd read on the Chinook RV owners site on Yahoo. Whole long story there that I won't go into. Bottom line is that I was bouncing more than I should be. The Koni shocks that Tom recommends were an unplanned expense, but at this point I was feeling "in for a penny, in for a pound". I came down to Florida wanting the most comfortable, effortless ride I could get; it felt dumb to stop now. Kinda like leaving one dirty dish in the sink. So that's the story of our handling upgrades. Our ride is much smoother, much less effort. Control is better. We have no regrets.



DO YOU HAVE A STORY TO TELL? A recommended upgrade, a fiasco, a mystery solved?
Share it with our club members! Send it to me at cnbreeding52@gmail.com

Recommended and Suggested

Travasaks are Back!!! The popular sleep system many Chinookers and other RVers own is back at Camping World. So far that's the only place we've seen new ones listed for sale; there have been used ones on Ebay occasionally. Although expensive, many who use the fold up beds in Chinooks love the ease and comfort of the Travasak, which has two sides, a heavier cover for cool weather and a lighter one for warm weather. It has sheets easily removable for washing. Check it out at Camping World!



At the April rally, Club President Mark McCluski reported on his experience with the Harvest Hosts program, harvesthosts.com. He stayed at Attimo Winery in Christiansburg VA. Harvest Hosts is a network of wineries, farms and agri-tourism sites that invite self-contained RVers to visit and stay overnight for free. Mark said it was a very positive experience. Facilities will vary, you are encouraged to call a day or two in advance, and it is encouraged that you purchase goods from the business, a great way to sample local wines and foods! Annual membership is \$40 at harvesthosts.com and you can start using it immediately.



Travelogue by Sally Arnold

Preface:

Since we are going to Elkhart, Indiana for our next rally and so many have indicated that they might be traveling up to Michigan, I am re-running my "On the road... Mackinaw and the Upper Peninsula of Michigan. This is such a beautiful area and the weather should be nice. I loved all of it but the Lakes are beautiful, and yes they have gorgeous beaches! I'm enclosing some additional pictures of Mackinac Island, a wonderful daytrip.

Safe travels,
Sally Arnold

On the road to... Mackinaw and the Upper Peninsula of Michigan

Mackinaw, Michigan and the Upper Peninsula is an area to visit that is all about the Great Lakes. I never realized how beautiful the Great Lakes are until we went on this trip. As a Floridian by birth, I thought nothing could compare to the "real beaches", but the Great Lakes do a fabulous job.



On our Michigan adventure I will start at Mackinaw where the huge, beautiful bridge is that connects Michigan to the upper peninsula. This area has so much to offer the RV travelers with Mackinaw City and the bridge, Mackinac Island, Sault Ste. Marie with the locks connecting Lake Huron and Lake Superior, Tahquamenon Falls, Whitefish Point, The Coast Guard Ice Breaker Mackinaw Museum, and so much more.


We stayed at the Mackinaw Mill Campground after arriving in Mackinaw City. We had not made any reservations prior to leaving on our trip and were just letting our trip evolve. This is a huge nice campground with a variety of sites. The view of the bridge at night is beautiful with all of the lights and we could walk along the shoreline at the campground. The campground also had a shuttle come through that would take you to various points of interest. We took it to get on the ferry over to Mackinac Island, a great convenience. There is a video by the campground that shows all of the surrounding attractions, we didn't see all of them. http://www.campmackinaw.com/camp_video.htm

Mackinac Island is fabulous! A journey back in time that is a wonderful escape from the cities today. We had a wonderful day spent walking the



streets and grounds of this beautiful island. The historic churches, hotels and homes; all with an abundance of antiques and manicured flower beds that made you feel like you had been transported back in time. I loved the flowers they were everywhere.


Then over the bridge to experience the Upper Peninsula. Traveling to Sault Ste. Marie and the locks where the transfer of boats from Lake Huron to Lake Superior takes place. They have it set up for visitors to watch the ships go through the huge transition from one lake to the next.





On up to the Coast Guard Ice Breaker Museum and the lake shore. History galore! Loved walking the shoreline and collecting the beautiful smooth stones and the little boy building the driftwood fort was just great! So do we need sandcastles? I think driftwood forts are just as much fun.

You don't want to miss Tahquamenon Falls State Park and the adventures you can have there. The falls are spectacular with their amber color caused by minerals. There are lots of hiking trails to venture on looking for birds and wildlife of many varieties. A great place to visit to get back to nature and enjoy the great outdoors!



Rally Schedule for 2014-2016

Rally Chair Cynthia (Cricket) Jones has been busy this winter finalizing an amazing slate of rallies for the rest of 2014 all the way through 2016! Pull out your calendars and start planning your trips to join the Chinookers at these fantastic destinations!

2015 Chinook Camping Club Rally Dates

January: Sunday 11th – Wednesday 14th

Ocala Sun RV Resort (changed – same 2007) \$37.00
2559 SW Hwy 484 Ocala, FL 34473 (352-307-1100) (fax-307-9100) ocalasunrvresort.com

Email – info@ocalasunrvresort.com

HOST: (Volunteer Host needed, contact Cricket!) (30 sites)

(Cut off date: December 12th 2014)



March : Sunday 29th – exit Thursday April 1st before noon****

Rivers End – Tybee Island, GA \$48.00F (W&E-\$38) mid-season rate (20 sites)

5 Fort Avenue • PO Box 988 • Tybee Island, Georgia 31328

Tel: 800.786.1016 • Email: riversend@cityoftybee.org

HOST: Volunteer Host needed, contact Cricket!)

Riversendcampground.com

(Cut off date: February 11, 2015)



July :Monday July 27th – exit Thursday 30th

Alpine Lake RV Resort – 78 Heath Road Corinth, NY

12822 \$39.00 800-576-8541 (25 sites)

alpinelakervresort.com

alpinelake_mgr@equitylifestyle.com / 518-654-6260

Peter E. Temeles - Resort Manager / Fax: 518-654-7652

HOST: (Volunteer Host needed, contact Cricket!)

(Cut off date: May 26th 2015)

We encourage members to take advantage of their time spent here at the Resort by staying a little later or

arriving a little earlier to enjoy the Northeast during the summer, however, it is important to note that the end of July is during our peak season so weekends (Friday & Saturday) are always in high demand so space is limited. Please contact for questions. Coming in on Sunday and exiting on Fridays should be no problem although we could not guarantee those sites would be with the Chinook Club.



October: Sunday 11th – exit Thursday 14th –

Bethpage Camp-Resort / P.O. Box 178, Urbanna, VA 23175

679 Brown's Lane, Urbanna / (804) 758-4349 / Fax# 804-758-0209 (30 sites)

\$39.95+tax - - 2015 (Michelle – contact) [http://](http://www.bethpagecamp.com)

www.bethpagecamp.com

HOST: (Volunteer Host needed, contact Cricket!)

(Cut off date: September 10th 2015)



2016 Chinook Camping Club Rally Dates

January :Thursday 14th – Sunday 17th –

Tampa, FL - Lazy Days Rally Park

\$42 – Bkfs & lunch included. 621- Country Rd 579 Seffner, FL 33584

(800-350-6731) www.lazydays.com ***NOTE: this is during the big RV show and if you would like to stay Sunday & Monday call early. RV club coming in on Tuesday and not spaces will be available. (30 sites reserved)

HOST: (Volunteer Host needed, contact Cricket!)

(Cut off date is December 13th 2015 – site not guaranteed after cut-off)



April : Sunday 24th – Wednesday 27th

Natural Bridge KOA, Natural Bridge, VA

\$40 – 214 Kildeer Lane, Natural Bridge, VA 24578

(800-562-8514) (25 sites)

Info – 540-291-2770 <http://www.naturalbridgekoa.com/camp@naturalbridgekoa.info>

HOST: (Volunteer Host needed, contact Cricket!)



July: Monday 18th – Thursday 21st

Pine Valley KOA, White River Junction, Vermont

\$50 – 3700 Woodstock Rd. White River Junction, Vermont 05001 (20 sites)

Reserve: 800-562-1621 / Info: 802-296-6711 /

quecheekoa@comcast.net <http://www.pinevalleyrv.com/>

HOST: (Volunteer Host needed, contact Cricket!)

Speak with Cindy ONLY* 802-296-0014*****we can have more sites if people call and reserve early*** (cut off date is June 1st 2016)



October Sunday 2nd – Wednesday 5th

Mountain Pines CG - Champion, PA

\$34 – 1662 Indian Creek Valley Rd. Champion, PA 15622 (30 sites)

Reserve & Info: 724-455-7411 /

www.mountainpinescamping.com

HOST: (Volunteer Host needed, contact Cricket!)

(Cut off date is August 16th 2016)



Rally hosts needed, please contact Cynthia (Cricket) Jones at cmjfreedom@outlook.com

Plan as much or as little as you like! Rally hosts may coordinate with the campground for the meeting facilities, and with those Chinookers attending to provide the club sponsored meals etc. Hosts are free to plan special events or meals, entertainment or activities and are not expected to assume financial costs. It's a great way to contribute on a one-time (or more if you want) basis to the activities of the club. The more we spread around the tasks, the less each individual has to do! And we have an extraordinarily willing group of rally attendees who jump in to help cook, clean up, share a hobby, entertainment, information or experience!!



Photos for the new online directory!
East Bay Crab House, drinks on the
pier, meetings and meals, working
on the rig, and braving the storm!



Games, meals, and ice cream sundaes, first time ralliers Father Bill and Bobb, waiting out the tornado warning with dogs, cats and neighbors, some great looking rigs and club rally photo!

Thanks to the Wilkinsons and the Kohrs!