

## Governing Board

### President:

**Eileen Disbrow**  
chinook121@tampabay.rr.com

### VP, Membership

**Nita Wilkinson**  
chinookcampingclub@cox.net

### VP, Rally

**Don & Jo Phillips**  
donjophillips@verizon.net

### Treasurer

**Jim Runyon**  
jerunyon59@cox.net

### Secretary & Sunshine

**Sue DeMartini**  
dpd17@aol.com

**Thank you to the  
Webmaster for both  
CRVC and CCC,  
Dave Shehane,  
for his time and talent in  
posting our Trailblazer.**


## Inside this issue:

|                  |     |
|------------------|-----|
| News/Events      | 2   |
| Rally VP         | 3   |
| Rally Schedule   | 4-5 |
| Travelogue       | 6-7 |
| Photo Page       | 8   |
| VP, Membership   | 9   |
| Chinook Chow     | 10  |
| Maintenance Tips | 11  |
| Misc. Page       | 12  |

The Trailblazer is a publication of the Chinook Camping Club

June 2012

## President's Message




We have had a wonderful year so far, and my thanks go out to our dedicated Board and loyal members who help make each event such a success!

I can't forget to thank Bob & Marcia Schleif for getting the "ball rolling" on this summer's journey to Alaska. What started as a personal trip will end up helping many others realize their dreams of seeing Alaska. This in part to the Schleif's sharing their plans and information which took many, many months to compile.

Western Club members, Jim & Marnie Weidmaier also deserve a round of applause for organizing a rally welcoming both clubs to visit Branson in September.

Sincerely, *Eileen Disbrow*



They've gone too far....now they are tying her shoes?

## The RV Resort @ Carolina Crossroads

The Club had quite a large group arrive at Roanoke Rapids, NC in April. During the few rally days we saw 30 coaches! It was a sight to see.

There was plenty of time to visit with friends, see the coaches during our "Open House" and members helping other members to fine tune, repair or replace an item.

Tom Jackson presented a welcomed Tech Session on maintaining our coaches. Tips on Air Conditioner maintenance, along with a few other topics were covered.

Newer members making their first rally appearance included Pat & Margaret Cafferty, Charmaine & Bob Gibson, Jan Lucie, Bob & Tippy Martin, Braxton & Diane Nagle and Mary Ellen VanPelt. It was a pleasure meeting everyone and having them meet their Chinook "family".

Our meals were delicious as always and many thanks to everyone contributing their special creations. We had everything from the most fattening goodies to healthy, gluten-free and vegan dishes. What a variety! Of course, Russ did a great job grilling up those hot dogs too. Our breakfast chefs outdid themselves getting up early and preparing pancakes on Friday and French toast on Saturday. The clean up crews are to be commended on the great job they do too.

We held a group "techie session" where members shared their ideas on the best use of "Apps" for iPhones, Smartphones, and iPads, etc. It was informative and a fun get together. So much to share and so much to learn!

Members met in the evening for cards, some "putt-putt golf" and relaxing. All in all it was a great rally. Unfortunately, Saturday evening the rains came and continued so we cancelled activities for Sunday morning and said our good-byes the night before. Now...counting the days until October!



For additional rally information, to suggest a rally site, or host a rally in your area please contact :

**Don & Jo Phillips**  
VP, Rally

[donjophillips@verizon.net](mailto:donjophillips@verizon.net)



**Membership Info:**

**Nita Wilkinson**

**VP, Membership**

[chinookcampingclub@cox.net](mailto:chinookcampingclub@cox.net)

### Chinook Camping Club

Saw your coach—please come join us for fun, family, and to learn more about your CHINOOK!

[www.chinookrvclub.net](http://www.chinookrvclub.net)  
[chinookcampingclub@cox.net](mailto:chinookcampingclub@cox.net)  
Nita Wilkinson, VP Membership



## *It's Almost Election Time and You'd Make a Great President!*

At some point in time, we need our fellow members to consider how they can serve the club. While your current Board members are doing a good job, and enjoy doing their part, we can't go on forever!

Many of you have what it takes to fill our shoes. It would be such a shame to find ourselves without officers for the club. Want to ask what is involved? Maybe considering, but not quite ready or sure? Give me a call, or an email, and I'll be happy to answer any of your questions regarding any or all of the Board members duties.

Should you be interested, we will pass your information on to our Nominating Committee members.

Seriously, if I can do this job, you can too! Let's hear from you, whether it's for office, or publishing the newsletter, sending a weekly email...whatever you'd like to try, just do it!

Thank you and many thanks for all your support over the past few years . Eileen

## *Members Contribute Time to Establish CCC & Travel Media*

During the past few years, members Gayle Wroble and Sally Arnold have both contributed to the communication available for club members and travelers.

Gayle established the "members only" Facebook group, "Chinook Camping Club". It is very simple to join the group. Go to [www.Facebook.com](http://www.Facebook.com), search for the group name "Chinook Camping Club". (Of course, you need to join Facebook first.) You then will "ask" to join the group. Gayle is the moderator so she can screen for eligibility....and what's that? Being a member of the Chinook Camping Club! Currently only 28 members are taking part. It is a great way to share "on the spot" information when you travel. Many thanks to Gayle for her efforts.

Sally Arnold took another route by creating a travel blog. It is called "Chinook Travel" and can be found at [www.chinooktravel.blogspot.com](http://www.chinooktravel.blogspot.com). Sally has the blog set up so you can put entries in by the State.



RV'ers can enter travel information, location or park information, or just about any comment they want to make regarding that particular state. It's in a very user friendly format and should be enjoyed by everyone. We all travel outside of the club rallies and the information you share can enrich your fellow member's travel and perhaps help them avoid an area that you have found unsuitable too!

Also, perhaps one lesson we can take from the Good Sam Club is being an "ambassador" for your area. When traveling, keep your membership directory handy. If you find yourself in an unfamiliar location, and need assistance or just want to say "hello", perhaps a member "native" to that area can refer you to the proper facility for repair, etc. or even recommend the best place to stay in their area.

Many thanks to both ladies for their contributions, not only on the web, but with their assistance at the rally techie sessions.

## *A MESSAGE FROM YOUR RALLY VP's*

Hi Chinook Friends,

As always, if you are willing to host a rally, please let Eileen or us know. If you think you have found a good RV Campground, please check out the amenities in the park to make sure there is a large enough place where we can meet, on the ground floor level, bathrooms/ showers are clean and accessible, and the price is affordable. Please don't worry about feeling like you don't know how to host a rally. Eileen, Jo and I can give you suggestions, and help. We always have members who are willing to help you.

We hope to see you at as many of the rallies as you can attend. It's always like a meeting of "good friends" when The Club gets together, and we miss you when you can't attend !

Jo and I are planning on attending the Good Sam Rally in Daytona Beach, FL ; November 2-4 at the Daytona 500 Speedway, hope we can make it an "unofficial" CCC gathering !

Sincerely,

Don & Jo Phillips  
Rally VP's





## 2012 ANNUAL RALLY & MEETING



October 18th–21st

Galax, VA




We return to “*Cool Breeze Campground*” (formerly Deer Creek) in Galax, VA for our fall rally. This wonderful resort offers the amenities you like in a relaxing setting. Don’t miss out on an opportunity to visit nearby Mt. Airy, NC and the Blue Ridge Parkway.



**To reserve: 1-866-342-0300**


FALL IS BEAUTIFUL IN VIRGINIA!

Full Hook-ups, Cable TV, Wireless Internet



## FLAMINGO LAKE RV RESORT

January 21st–24th, 2013



**Welcome back to Flamingo Lake RV Resort for our 2013 Winter Rally!**

*Conveniently located, right off of I-295 at Exit 32 in Jacksonville*

Flamingo Lake RV Resort offers your choice of sites, regular or lakefront! Reserve early to have your choice!

**Beautiful surroundings, clubhouse, café and sandy beach on the lakefront.**

Visit nearby St. Augustine, Amelia Island, Jacksonville Beach or the attractions of downtown Jacksonville.

**We had a wonderful time at Flamingo Lake back in '09 and '12, let's do it again!**

**Reserve now by calling toll-free: 1-800-782-4323**



## JOINT RALLY EAST MEETS WEST



# BRANSON! SEPTEMBER 19 to 23, 2012

**LOCATION:** *BRANSON LAKESIDE RV PARK*, 300 S. Boxcar Willie Drive, Branson, MO, 65616

**WEBSITE:** [www.bransonlakesidervpark.com](http://www.bransonlakesidervpark.com) for more information on the resort.

**DATES:** **ARRIVE:** Wednesday, September 19th **DEPART:** Sunday, September 23rd

**NIGHTLY RATE:** \$23.80 + 4% tax with minimum 10 units attending **PAYMENT IN FULL UPON ARRIVAL**

**RESERVATIONS:** CALL (417) 334-2915 and ask for "DONNA" and refer to:  
Confirmation #29886- Chinook RV Club

Currently, RV park office is only open 9-11 A.M. CST week days. RV Park does not require deposits for reservations. However, they request that if your plans change, please notify them so they can make your reserved site available to others.



**Proposed Schedule:** (Thursday, Friday, Saturday mornings, club will serve coffee and rolls/donuts around 7 A.M. in picnic shelter/pavilion. Asking nominal donations.)

**Wednesday** Pot Luck around 5:30 P.M. Picnic shelter/pavilion; Get acquainted time.

**Thursday:** Open day; Coffee and rolls 7 A.M. Picnic shelter/pavilion

**Optional 4 P.M. Dixie Stampede:** Transportation provided; Pick up 4 P.M. , Return about 7 P.M. Show ticket and shuttle service \$53 / person \*

**Friday:** Open day; Coffee and rolls 7 A.M. Picnic shelter/pavilion

**Optional: 2:15pm Showboat Branson Belle.** Transportation provided

includes tour of Branson Landing, a 95 acre along Lake Taneycomo

that offers more than 100 retail shops, restaurants, a river walk, and a

wonderful fountain spectacular, synchronized to light, music and fire!

Pick up 2:15, return about 6:30 pm. \$55 / person \*

**If you choose to attend one or both tours above, checks to be made out to and sent to Jim Weidmaier, 19119 Hwy 59, Country Club, MO 64505 before JULY 1. Put a notation on check which event(s) wanted.**

**\* both trip package \$108 per person. Price based on minimum 30 person booking.**

**Saturday:** Open day. Coffee and rolls 7 A.M., picnic shelter/pavilion.

**Sunday:** Check out is 11 A.M.

For more information on Branson, contact Chamber of Commerce for free package of 2012 Entertainment and Visitor's Guide (800) 214-3661) or [www.exploreBranson.com](http://www.exploreBranson.com) and request it.

## MEMBER TRAVELOGUE

### *Camping at Little Talbot Island State Park - Jacksonville, FL*

**By Sally Arnold**

Last January, after our Chinook Camping Club Rally at Flamingo Lake in Jacksonville, Florida, Terry and I drove the coastal highway and camped at Little Talbot Island State Park. This park was just a few miles from the rally on the ocean drive at 12157 Hecksher Drive, Jacksonville, FL, 32226 and phone 904/251-2329. The camping fee is \$24.00 per night plus tax and includes electricity and water. Reservations made be made up to 11 months in advance at Reserve America online at the following website: <http://floridastateparks.reserveamerica.com/> or call (800) 326-3521 (8:00 am—8:00 pm).



The highway splits the park into two sections, the ocean


side and the marsh side where you camp. Little Talbot Island offers five miles of beautiful beaches. With two parking areas and five boardwalks, access to the beach is easy. Three bathhouses and outdoor showers are also provided for your beach enjoyment.



When we were there we were the only people on the beach and the shells were plentiful. I love to walk along the edge of the ocean and find just those special shells. I was able to find some sea anemone and sand dollars, always

my favorites.

Growing up in Fort Lauderdale as a child, one of my fondest memories was on Saturdays we would get up early and go to the beach to watch the sunrise and walk the jetties. The highlight was while my Daddy cooked breakfast for us on the beach my sister and I would see who could find the prettiest shells. Getting there so early we had first chance to pick up the best shells. I guess that is why I like these more natural beaches because that is the way I remember the beach as a little girl. No crowds, just peace and quiet in the early morn.








The campground is nestled among ancient dunes in a lush maritime hammock of live oaks, American holly and southern magnolias. Each of the 40 campsites has 20 and 30 amp electricity and fresh water, fire ring and picnic table. The campground offers a laundry facility and two bathhouses with hot showers. Both restrooms are ADA accessible. A dump station is available for RV campers.

Your bicycles will be a great asset to you here. Bicycling can be enjoyed throughout the park, whether you prefer to stay on the paved two and a half mile Park Drive, or ride along the hard packed sand of the beach.

A limited number of bicycles are available for rent at the Ranger Station. We hadn't brought ours on that trip but must remember to take them next time.

The marsh side of Little Talbot has a very nice camp ground with the lots being very private. The beautiful live oak trees with the Spanish moss dripping everywhere is just majestic. Combine that with the vistas of the marsh with the gold grasses and still water, you just have to relax. In the time frame we were there (January-February) there were not any bugs to bother us. The park is full of beautiful birds and animals. Terry was having a "hooting session" with an owl that was nearby and we were able to walk to it and get a glimpse before it flew away.




Canoe and kayaking is very popular in this area. Long Island Outfitters is Talbot Islands State Park's canoe and kayak visitor service provider located on AIA between Little Talbot and Big Talbot Islands. The service is operated by Kayak Amelia and offers everything from basic rentals to special focus guided trips. This is something that I really want to try on my next trip down there. So maybe by then I will be in better shape to try this fantastic looking sport.

We went out to eat per the Ranger's suggestion of great seafood. Singleton's Seafood market and restaurant was the freshest seafood around. It is on the Mayport side of the St. John's river about 50 yards south of the ferry dock. From Little Talbot you just go South and the Ferry entrance is on the left side of the road. The ferry ride was \$5 one way and goes twice an hour (check schedule). You don't have to take the ferry back if you want to take the road back around to the mainland. Makes for a fun outing and tummy full of wonderful seafood, we even had leftovers for another day. Happy Camping to all of you!






The RV Resort @ Carolina Crossroads



April 19-22, 2012 Spring Rally







## VP of Membership News



As of 22 May 2012, we have 105 members who are paid up! We welcome again, 9 new owners: Braxton and Diane Nagle, Robin and Debra Conn, Ron and Nancy Coyle, Mary Ellen VanPelt, Robert and Charmaine Gibson, Pete and Marty Karczmarczyk, Dennis and Gloria Boraas, Pat and Patty Peery, and Gary and Sandy Lensch.

The 2012 Directory was mailed in March. If you didn't receive your copy, please let me know and I'll send you another. None were returned for a bad address, so if you have another place you stay, it may be there.

Don't forget to share your Chinook Camping Club info cards with Chinooks you find on the road, in parking lots, and in campgrounds. If you need some more, just give me a call. At the Annual Meeting in October, I'll be handing out new ones with our 2013 schedule on the back.

Nita Wilkinson

VP Membership

*Pictured below are some of our newer members who attended their first rally during our visit to Roanoke Rapids, NC in April.*




**CAFFERTY**

Pat & Margaret

**GIBSON**

Charmaine & Bob



**LUCIE**

Jan

**MARTIN**

Bob & Tippy



**NAGLE**

Diane & Braxton

**VANPELT**

Mary Ellen



### Chinook Camping Club

Saw your coach—please come join us for fun, family, and to learn more about your CHINOOK!

[www.chinookrvclub.net](http://www.chinookrvclub.net)  
[chinookcampingclub@cox.net](mailto:chinookcampingclub@cox.net)  
 Nita Wilkinson, VP Membership



### Chinook Camping Club

Saw your coach—please come join us for fun, family, and to learn more about your CHINOOK!

[www.chinookrvclub.net](http://www.chinookrvclub.net)  
[chinookcampingclub@cox.net](mailto:chinookcampingclub@cox.net)  
 Nita Wilkinson, VP Membership

## CHINOOK CHOW—RECIPES FROM THE ROAD

### Hash Brown Quiche—GLUTEN FREE

Mary Ellen Van Pelt

(adapted from a recipe by Paula Deen)

Preheat Oven to 450°

3 cups, shredded, frozen gluten free hash browns, thawed and drained (such as Ore-Ida)  
 4 Tablespoons (1/2 stick) butter or gluten free margarine (such as Smart Balance) melted  
 3 large eggs, beaten (May substitute Egg Beaters)  
 1 cup half and half (may use fat free or low fat)  
 3/4 diced cooked gluten free ham (such as Boar's Head)  
 1/4 cup diced green onions (may substitute chopped chives or sautéed sweet onion)  
 1 cup shredded Swiss Cheese (or cheddar)  
 2 Tablespoons chopped fresh parsley  
 Black pepper as desired



Press drained hash browns between two paper towels to remove as much moisture as possible.

In a 9" pie plate, toss the hash browns with melted butter. Press them into the bottom and up the sides of the pie pan to form a crust. Bake for 20-25 minutes at 450° until golden brown and starting to crisp.

Meanwhile, in a large bowl, combine the remaining ingredients.

When the crust is baked, lower the oven temperature to 350°

Pour the egg mixture over the crust. Place in oven preheated to 350° for about 30 minutes until light golden brown on top and puffed.

Note: May use other filling ingredients as desired; sautéed mushrooms, chopped spinach, sun-dried tomatoes, sautéed green bell peppers, sautéed diced or crumbled sausage, cooked diced bacon, etc.

### FLOURLESS PEANUT BUTTER COOKIES

Loretta Melancon

1 cup smooth Peanut Butter  
 1 large egg  
 1/2 teaspoon baking soda  
 1 cup chocolate chips

3/4 cup brown sugar  
 1/2 teaspoon vanilla extract (optional)  
 1/4 teaspoon salt



Preheat oven to 350° - Line baking sheet with parchment paper. In a large bowl beat all ingredients until smooth, adding chocolate chips at the end of mixing. Drop by tablespoonfuls onto prepared baking sheet and flatten slightly with a moistened finger. Bake for 10–13 minutes until golden brown at the edges. Cool on pan before moving to wire rack to cool completely. Makes 2 dozen.

### EASY BREAKFAST CASSEROLE



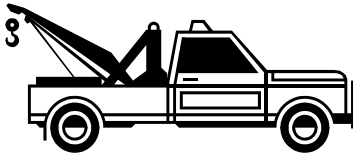
Linda Stamper

1 lb. sausage    1 cup shredded cheddar cheese    8 eggs    2 cups milk    1 cup Bisquick

Brown and drain sausage. Spread over bottom of 9 x 13 pan; sprinkle cheese over sausage. Mix the eggs and milk well. Next add Bisquick to egg mixture. Pour over sausage and cheese. Bake 50-60 minutes at 325°







## **MEMBER MAINTENANCE TIPS . . . OR THINGS WE LEARN THE HARD WAY**

### **GET READY FOR THE SUMMER HEAT**

- The air return filter(s) need to be cleaned and/or replaced frequently. Shine a flashlight up into the air return to determine whether dirt has accumulated on the filter(s). The filter area is small, so it is not unusual that you would need to clean the filter(s) on a weekly basis during times of heavy air conditioner use.
- Do not over tighten the rooftop unit to the inside unit. Just snug the four bolts holding the two parts together. The bolts are accessible by removing the inside cover. Try to compress the foam roof gasket as little as possible. If water leaks in from the roof, try tightening just a little more. If it still leaks, replace the rooftop air conditioner gasket (available at most RV stores).
- Other items, such as the condenser, the evaporator, the fan motor, and capacitors must be serviced from the roof. To inspect and work on these, turn off the air conditioner's 120-volt-AC power at the breaker box or just unplug the motorhome from shore power. Determine whether it is safe to climb on the roof. (This may be best left to a professional service technician.) In particular, do not go up in windy, wet, or stormy weather, and make sure to wear the proper clothing and shoes. Remove the air conditioner shroud to service these items. There are two sets of coils on the roof. The one you will see when you first remove the shroud is the condenser and can be cleaned easily with water or compressed air. Be sure that you do not get water into the electrical area. The other coil, the evaporator, is located inside the evaporator housing. If you ever get that moldy, cave-like smell in the motorhome when first starting the air conditioner, this is where that smell is coming from, and it needs to be cleaned. This is likely a once-a-year job when the motorhome is stationed in a humid area where the air conditioner is used frequently and the evaporator stays wet much of the time. Use a professional evaporator cleaner, available at any HVAC store, and an old toothbrush. While you are on the roof (with the power still off), check all electrical connections. Also, inspect the electrical capacitors to make sure they are not deformed or leaking. Do not touch the terminals on the capacitors, as they do retain a charge even with the power off.
- Some fan motors have oil ports on each end of the motor; others have sealed bearings. If your air conditioner has a fan with oil ports, add three (and not more) drops of light machine oil or sewing machine oil to each port. Also, ensure that the fan motor is tight on its mounts. Finally, check and remove any mud dauber nests or other debris that can throw the fan off balance or short out the electrical connections. Follow these simple preventive maintenance steps and you should enjoy the cooling capabilities of your rooftop air conditioner through the sweltering days of summer.



The following important information contributed by Tom Jackson:

### **WARNING-WARNING-WARNING**

If your CARBON MONOXIDE MONITOR, is five (5) years old, it may not be working.

To test- turn on the coach batteries.

Look to see if the green light is blinking.

It will take ten(10) minutes for the unit to warm up and then self test.

Now press the test button for one(1)second.

The alarm should sound and go back to solid green.

If the alarm fails or there is a red/green solid light on continually the unit must be replaced.

On all Chinooks with a rear door- there is the possibility that the gasket on the bottom of the door is missing or torn.

Take a piece of paper and close it in the bottom of the door and then try to pull the paper out to see if it is tight.

If the gasket (weather stripping) is not in place, CARBON MONOXIDE can enter into the coach when driving or when you are running the generator.

NOTE: on all replacement SAFE-T-ALERT CARBON MONOXIDE units there is a statement on the front panel that reads "REPLACE BY 60 MONTHS AFTER RETAIL SALE."

## PARTS LOCATOR

For any of us who have had difficulty locating parts, it would be beneficial to everyone to share this information. Recently Russ had to be transported a 100 mile roundtrip for one part. While we can't avoid this type of inconvenience on the road, we can have the information ready to obtain replacement parts.

In this case, to obtain "OEM" for your Stainless Steel "Versaliner" Wheel Covers, parts are listed on Dicor's website. (Dicor is the manufacturer) Here is the website: <https://dicorproducts.com/resources/for-rv-owners.php> or you can contact them by phone: 800-837-2059. Parts may be obtainable through other RV suppliers but having the right part number helps!

If you have part information for something that is OEM on your Chinook, why not share it with the club! We'll post it here in future issues.



## APP MANIA

We'll continue our review for suggested "apps" that are member favorites—thanks to those members contributing.

"Recreation.gov" iPhone/iPad **free**  
Covers national parks, forests & federal recreational facilities

"Weather Alert USA" iPhone/iPad **fee**

"Good Sam Roadside Assistance"  
Apple and Android - App is free but for use by **subscribers** of Good Sam Club ERS

"Reserve America" iPhone/iPad **free**

"AroundMe" iPhone/iPad/Android **fee**  
Good app to locate services at your location

"iHandy" iPhone/Android **fee/free**  
Various apps for utilities such as carpenters, clocks, calculator, flashlight

\*\*\*\*\*

From the blog on RV.net, an article by Bob Difley states POCKET was named "App of the Week" by Apple. This app is available for iPhone, iPad, Android and Kindle Fire. It was formerly called "Read it Later" and is now "Pocket". While we travel, and sometimes lose a connection to the internet, pocket allow you to place items for access when no connection is available. A good way to have maps, etc. It saves almost anything and has been called "DVR for the Web" by NY Times & Business Week.



## travel tips

From member Russell Anderson: If someone is traveling between I-20 and Mobile, Alabama, the preferred route is usually Hwy. 49. Along Hwy. 49 you will find "Berry's Seafood & Catfish House". If you crave fresh catfish and shrimp with all the 'fixins', including a table piled high with fresh made desserts, Berry's is the place to stop and also has very clean restrooms! The address is 1616 Hwy. 49 North in Magee, MS.

Members Lenny & Loretta Melancon recently camped at Tremont Outdoor Resort in Townsend, TN. The area is rich with things to do and see such as Cades Cove. (see past issue, June 2010 for a great article on Cades Cove) Campground website: <http://tremontcamp.com/index-2.html> Perhaps a future rally site?

## SUNSHINE CORNER

*A truly happy person is one who can enjoy the scenery while on a detour*



## DULCIMER CRAZE

Did you know we have a Dulcimer craze going on in the club? Some of our talented members have been learning to play the dulcimer. What a great pastime! In addition to the joy of the music and learning the instrument, there are many workshops and festivals that occur during the year. Guess the Chinook comes in handy!

Perhaps you are looking for a new hobby? You don't have to be a great musician, you just need the desire to learn. We've witnessed first hand the pleasure some of our members are experiencing from their hobby. If you're interested, email the club and we'll give you contact information for our musicians!



Haven't read the history of Trailwagons/ Chinook lately?

<http://www.tincantourists.com/wiki/doku.php?id=chinook>



**We want to remember all of our members who are currently recovering from illness and surgery.**

**Please let us know if you are in need of a little sunshine! Our members are some of the most thoughtful and caring friends you could ever want to meet!**

