

Governing Board

President:

Eileen Disbrow

chinook121@tampabay.rr.com

VP, Membership

Nita Wilkinson

chinookcampingclub@cox.net

VP, Rally

Alvin & Arline Cantrell

taco@windstream.net

Treasurer

Jim Runyon

jerunyon59@cox.net

Secretary & Sunshine

Sue DeMartini

dpd17@aol.com

Thank you to the
Webmaster for both
CRVC and CCC,
Dave Shehane,
for his time and talent in
posting our Trailblazer.


Inside this issue:

New Events	2
Rally VP	3
Rally Schedule	4
Travelogue	5
Photo Page	6
VP, Membership	7
Chinook Chow	8
Maintenance Tips	9
Member Page	10

The Trailblazer is a publication of the Chinook Camping Club

June 2011

President's Message



To think we have had two successful rallies since our last newsletter! Time does fly. We hope you all have great plans to get out and use your Chinook this summer.

We have welcomed new members and met others for the first time. We've had to say "so long" to a few who have had to part with their Chinook and welcomed some others back into the group. All in all it's been a good year so far!

Now that our Coastal Georgia and DC area rallies are over, it's time to think into the future! Our annual rally and meeting will be held in Mississippi in October and we hope to see many of you there. Would you consider a position on the Board? Please, we need your help!

Sincerely, Eileen Disbrow



Tom caught the big one at the Georgia Rally!

Coastal Georgia RV Resort and Cherry Hill Park



The club has held two rallies since our last newsletter. In March, we visited "Coastal Georgia RV Resort" in Brunswick, GA. There were 24 coaches present at the rally. What a great showing for an early spring get together! Traveling the furthest distance was Dick & Charlotte Kohrs from Dickinson, Texas. This was their first rally! We had great weather and many of us enjoyed the trolley tour of St. Simons Island.

Left: Some of our members waiting for the trolley!

"Cherry Hill Park" in College Park, MD was a great location for our rally hosted by Don & Jo Phillips. We occupied 20 sites and enjoyed the on-site "Star Café" for a quick bite to eat. The Jefferson/Lincoln Room was great for our Pot Luck and breakfast while Chinook Central was the perfect spot for our Friday night picnic! It's a tough call on who actually came the furthest distance but you can bet it's a tie between Rena Hull and our hosts for the closest! Members came from as far as Texas, Missouri, Illinois and Arkansas with representation from NY, PA, NJ, VA, NC, SC, GA and FL.




Our members toured DC using the convenient bus from the resort and the Metro. The Air & Space Museum, Smithsonian and Spy Museum were great hits. Members also toured nearby historic Greenbelt, MD with Rena Hull as their guide. Our Chinook "Open House" showed many of the ingenious modifications done by our members. Pictured is our "chauffeured limo"!

For additional rally information, to suggest a rally site, or host a rally in your area please contact Alvin & Arline Cantrell our rally VP's.

taco@windstream.net

770-345-6484 or

770-880-9369



Membership Info:

Nita Wilkinson

VP, Membership

chinookcampingclub@cox.net

Chinook Camping Club

Saw your coach—please come join us for fun, family, and to learn more about your CHINOOK!

www.chinookrvclub.net
chinookcampingclub@cox.net
Nita Wilkinson, VP Membership



Members Consider a Chinook Caravan to Alaska

At a recent rally members discussed the idea of getting a group together who would be interested in a caravan to Alaska. Rena Hull shared the experiences she and husband Larry have had on their trips to Alaska. We also heard input from the Stampers, Cremens and Motchenbachers. Photos, brochures and maps were available to view.



During the coming year, members interested will share ideas, decide on an itinerary and finalize plans by the end of our January 2012 rally at Flamingo Lake. A preliminary itinerary is now available for members to review. Info is being shared through our club email at this time.

Organized and executed by members, this is a grand plan! What better way to travel than to share the experience, have the support and camaraderie of fellow Chinook owners. Do you have experience driving to Alaska? Offer your support and suggestions to those planning the journey. Currently about 20 members have expressed an interest with 3 being from our sister organization, the Chinook RV Club.

AND How About Branson?

It was recently reported in the CRVC's "RoadRunner" newsletter that a joint rally is being planned for the Chinook RV Club and the Chinook Camping Club.....West Meets the East! This would be great fun and a wonderful opportunity to meet fellow owners from the western half of the US.

The rally to be held in Branson, Missouri will be during September 2012. A tentative date for this three night rally is September 19, 2012. We will provide the details once the rally hosts have finalized the plans.



"Branson is nestled in the lakeside beauty of the Ozark Mountains, is America's affordable, wholesome family entertainment capital that emphasizes fun, comfort and the feeling of being right at home. Featuring an array of live theaters and attraction venues and active recreational pursuits, the community embodies essential American values such as patriotism, faith, courage and generosity of spirit in a warm inviting atmosphere that is truly genuine and heartfelt." <http://www.explorebranson.com/>

Many of our members have requested a Branson rally so folks, get ready, it looks like you will have the chance in 2012.

MAKE YOUR RESERVATIONS NOW!



Fall Annual Rally & Meeting

October 11–14, 2011

EZ Daze RV Resort, Southaven, MS

www.ezdazervpark.com 1-877-377-9577



Winter Florida Escape

January 26–29, 2012

Flamingo Lake RV Resort, Jacksonville, FL

www.flamingolake.com 1-800-782-4323



A MESSAGE FROM YOUR RALLY VP'S

Hi Chinook Friends,

Our annual rally will be Oct. 11-14 at EZ Daze RV Park in Southaven, MS, just a short drive south of Memphis on Interstate 55. It is an easy drive back to Memphis. Graceland is about a 20 minute drive, and Tunica is also about 20 minutes. There are other attractions nearby that are listed on the park's website www.ezdazervpark.info. The cost for this rally is \$30.00 per night and that includes WiFi and cable. This is a new park and it was very clean when we stayed there last year. It is also in a safe area with many new stores and restaurants.

In Jan. 2012 we will have our winter rally at Flamingo Lake in Jacksonville, FL. Dates for this rally are Jan. 26-29. The club had a rally here in Jan. 09 and many people asked about having another rally there in the future.

In the near future we will have plans for our Spring 2012 Rally finalized. We will provide details as soon as possible!

Some of our club members will be taking advantage of the Alaska Caravan and also the Branson "Joint" Rally. For this reason, we will limit our schedule for 2012 to three rallies. This will allow members the time to participate in the other special events. We anticipate booking James Island County Park in Charleston, SC for our fall rally in 2012. Details will be available after October 2011.

As always, if you are willing to host a rally, please let Eileen or me know. If you think you have found a good park, please check out the amenities in the park to make sure there is a place we can meet, bathrooms are clean and accessible, and the price is affordable. Don't worry about feeling like you don't know how to host a rally. Alvin and I can give you suggestions and help, and there are always members willing to lend an extra hand.

We hope to see you at many of these rallies. It's always like a meeting of good friends when the club gets together and we miss you when you aren't there or when we can't attend.

Arline Cantrell

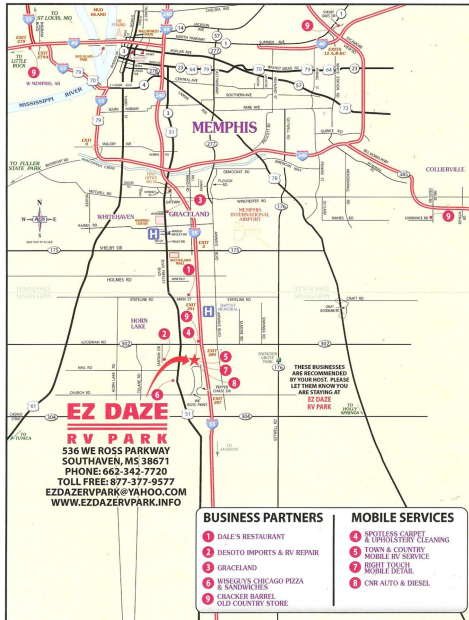




Annual Fall Rally and Meeting - EZ Daze RV Resort

October 11th to 14th, 2011

536 WE Ross Pkwy, Southaven, MS 38671



Come join us for our annual fall rally! Don't miss out on the fun and excitement the nearby Memphis area has to offer.

We will hold our Annual Meeting and Election of Officers at this rally.

There will be plenty of time to sight see and relax with your Chinook friends!

Make your reservations now by calling toll-free :

1-877-377-9577

Be sure to mention you are with the
Chinook Camping Club!



FLAMINGO LAKE RV RESORT

January 26th to 29th, 2012



Welcome back to Flamingo Lake RV Resort for our 2012 Winter Rally!

Conveniently located, right off of I-295 at Exit 32 in Jacksonville

Flamingo Lake RV Resort offers your choice of sites, regular or lakefront! Reserve early to have your choice!

Beautiful surroundings, clubhouse, café and sandy beach on the lakefront.

Visit nearby St. Augustine, Amelia Island, Jacksonville Beach or the attractions of downtown Jacksonville.

We had a wonderful time at Flamingo Lake back in 2009, let's do it again!

Reserve now by calling toll-free: 1-800-782-4323

MEMBER TRAVELOGUE

Moundville Archaeological Park

By Rebecca Williams



Coming through Alabama last month, prior to the storms, I found two interesting places to visit. The first is the Moundville Archaeological Park in Tuscaloosa.

Moundville Archaeological Park is 13 miles south of Tuscaloosa, Alabama at Exit 71 off Interstate 20/59. It came through the recent storms unscathed.


Located on the Black Warrior River, National Geographic calls it "The Big Apple of the 14th Century." This once powerful prehistoric community, at its peak, was America's largest city north of Mexico.

The Mississippians constructed 28 massive flat-topped earthen pyramids. The largest covers two acres at its base. The small, but exquisite museum has just completed a \$5 million renovation, which includes a hologram worthy of Disney. There are RV hookups for \$10/night. It's a bit rundown, but I was told funding is in hand to renovate and upgrade that part of the 326-acre park, which is owned by the University of Alabama.

For more information: www.moundville.ua.edu



Mound and borrow pit today



Borrow pit lake



Artist's rendering of what it might have looked like 800 years ago!



Birmingham Museum of Art

www.artsbma.org



The other place to visit is the Birmingham Museum of Art. The Birmingham Museum of Art is easy to find, just off the Interstate. Admission and parking are free.

The exterior courtyard with a sculpture garden would have been very inviting except for the rain. My energy level gave out after doing the main second floor, so I'm saving the largest collection of Wedgwood outside of England and other joys of the third floor for the next time I'm going through Birmingham.

The museum is open from 10 a.m. to 5 p.m. Tuesday through Saturday and noon to 5 p.m. on Sunday. Closed Mondays and major holidays. Free tours are offered Tuesday through Friday at noon and at 2 p.m. on Sundays.

June 2011

Page 6



COASTAL GEORGIA RV RESORT - BRUNSWICK, GA - MARCH 24 to 27, 2011

CHERRY HILL PARK - COLLEGE PARK, MD - MAY 17 to 21, 2011



VP of Membership News

As of 31 May 2011, we have 99 members, the same as last year this time. We'll get back to the magic 100 by the end of summer, for sure. Members who joined since our last newsletter include Julius Smolinka, Charles & Nancy Breeding, Fred Cummings & Laurie May, John & Patti Scheidt, Herb & Carol Hartman and former members Curt & Mary Jo Motchenbacher.

2011 Directories were mailed last month. If you didn't get yours please e-mail or call me.

Members currently represent the following model ownership:

Cascade	4	Glacier	16	Premier	14
Concourse	52	Destiny	9	Summit	4

We come from the following 28 states plus Quebec to share adventures and knowledge.

AL	3	IL	2	MN	1	OH	2	TN	5
AR	3	IN	2	MO	2	OR	1	TX	6
CA	1	LA	2	NC	6	PA	4	VA	5
CT	1	MD	2	NJ	6	QB	1	VT	1
FL	24	ME	2	NV	1	RI	1	WI	1
GA	3	MI	2	NY	4	SC	5		

Meanwhile, don't forget to share your Chinook Camping Club info cards with Chinooks you find on the road, in parking lots, and in campgrounds.

Nita Wilkinson, VP Membership

First Rally: Georgia:

Porgy Smith

Tom & Alice Sanders

Dick & Charlotte Kohrs

Fred Cummings/ Laurie May




First Rally: DC

Gayle Wroble

Patti & John Scheidt

Frank & Betty Forte

Julius Smolinka



CHINOOK CAMPING CLUB

Saw your coach and hope you join us!

www.chinookrvclub.net
ENHANCE YOUR CHINOOK EXPERIENCE

chinookcampingclub@cox.net
 Nita Wilkinson VP, Membership

CHINOOK CAMPING CLUB

Saw your coach and hope you join us!

www.chinookrvclub.net
ENHANCE YOUR CHINOOK EXPERIENCE

chinookcampingclub@cox.net
 Nita Wilkinson VP, Membership

CHINOOK CHOW—RECIPES FROM THE ROAD

Great Grape Salad from Marcia Schleif



SALAD

3 ½ or 4 lbs red grapes (or half red, half green) 4 oz. Sour Cream
 ½ cup Sugar 8 oz. cream cheese, softened 1 teaspoon vanilla

Slice all of the grapes in half. Cream together the sour cream, cream cheese, sugar and vanilla. Mix in grapes and coat well.


Topping

¾ cup brown sugar ¾ cup chopped pecans

Mix brown sugar and pecans. Spread on top of the grape mixture.

Note: To make this recipe lower fat and lower sugar, you may use low fat Sour cream and 1/4 cup Splenda Sugar Blend. Also, on the topping, omit the brown sugar and mix the pecans directly into the grape mixture.

Elephant Stew from the "Christ Church Frederica Cookbook" St. Simons Island, GA



1 Elephant (medium size) 2 Rabbits (optional) Salt & Pepper to taste

Cut elephant into bite-size pieces (this takes about 2 months). Add enough gravy to cover. Cook over kerosene fire for 4 weeks at 465°. This will serve about 3,800 people. (Great for Pot Luck Supper!)

If more come than expected, the 2 Rabbits may be added....but do this only if necessary. Most people don't like hare in their stew!

Easy Angel Food Dessert from Eileen Disbrow


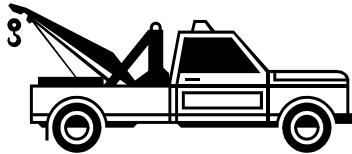
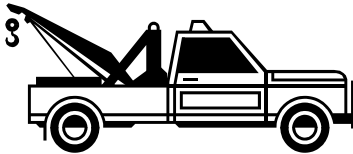


(2) 20 oz. cans crushed pineapple in juice, drained 4 medium, firm bananas, sliced
 (1) 10½ oz. angel food cake, cut into 1" cubes 3 cups cold milk
 (2) packages, 1 oz. each, instant vanilla pudding 1 tub, 8 oz. Cool Whip

Cut angel food cake into cubes and place in the bottom of a 13x9 pan. Place drained crushed pineapple in a bowl; gently fold in the sliced bananas. Spoon fruit over cake.

In a bowl, whisk milk and pudding mixes for 2 minutes, let stand for 2 minutes or until soft set. Spread over fruit. Carefully spread Cool Whip topping over pudding. (Optional: sprinkle with chopped pecans or other topping of choice)

Cover and refrigerate at least 2 hours. Makes 15 servings.



MEMBER MAINTENANCE TIPS . . . OR THINGS WE LEARN THE HARD WAY



The following excerpt and photo are taken from an article posted on RV.NET on April 6, 2011 on RV Fire Safety. By Rex Vogel. To read the article in it's entirety go to: <http://blog.rv.net/2011/04/rv-fire-safety/>

"Unfortunately, RV fires are one of the largest causes of RV loss in America today. The National Fire Protection Association (NFPA), fire departments, RV repair shops, and insurance carriers estimate there are approximately 6,300 RV fires annually. Deaths resulting from RV fires are estimated at 5 to 20 each year and RV Alliance America statistics show half of fires erupt while the RV is parked."

Never re-enter a burning RV to retrieve anything—GET OUT & STAY OUT!

"While the causes of RV fires vary widely, there are identifiable trends. Engine and electrical fires are consistently the greatest cause of loss. Engine compartments, including electrical, flammable-combustible gases and liquids, are the cause of origin roughly 70 percent of the time.

Tires and brakes are the culprit in almost 20 percent of fires. Some of the worst fires are those caused when one tire of a dual or tandem pair goes flat and then scuffs and ignites, long before the driver feels any change in handling.

At each rest stop, give your tires at least an eyeball check. Remember a pressure gauge reading on hot tires is NOT accurate. Tap duals with a club and listen for a difference in sound; you can often tell if a tire is going soft.

The remaining causes of fires vary widely from faulty generators, fuel leaks, solar power problems, cooking carelessness, propane leaks, spontaneous combustion in damp charcoal, and certainly a range of unknown origins."




Member Modifications a Big Hit!



At our recent Cherry Hill Park Rally a "Chinook Open House" was held. This proved to be a very interesting activity with a variety of members who have come up with some great interior and exterior renovations.

Conversions of sleeping arrangements seems to be the number one change we are noticing. As featured on the member page, the Arnolds showed us their new interior at the Georgia Rally (see pictures on page 10). Again at Cherry Hill during our Open House we were impressed with some other renovations. The forerunner for personalizing, Cricket & Mike have made their dinette more comfortable by installing swivel seats on the existing dinette bench base. A

unique replacement panel for their refrigerator is a great improvement over the glossy black smear attracting front found on some units. Mike has updated his electronics and his TV was the envy of the men. Rebecca's shades (see March issue) were a big hit also. The Forte's have basically turned their dinette benches parallel to the wall and have utilized the original cushions to form a "couch/bed" and Smokey's privacy curtain, dinette and step modifications were impressive. I'm sure there were more.....!!!





BIRTHDAY AND ANNIVERSARY WISHES



BIRTHDAYS

JUNE

Bill Storment Ed Cremens
Russ Disbrow Eileen Disbrow
Jennine Porta Luanne Dennison
Lenny Melancon Loretta Melancon

JULY

Ella Burr Bob Gorecki
Mark McCluski Steve Farris
Terrell Hart Carol Hart

AUGUST

Lance Bedwell
Marjory Wells



ANNIVERSARIES

JUNE

Ed & Diane Cremens
Jack & Carol Cummiskey
Dick & Mary Sands

JULY

Larry & Luanne Dennison
Jim & Evelyn Runyon

AUGUST

Ken & Ella Burr
Steve & Darnell Farris
Lenny & Loretta Melancon
Randall & Marjory Wells
Happy 40th! Blair & Jean Younger
Happy 60th! Don & Jo Phillips



WHICH WASHER?

Member Diane Cremens forwarded this great tip from Coast to Coast Magazine:

When doing laundry in a campground, carry a magnet with your name and place it on the washer/dryer you are using.

Diane had an additional idea to have a magnet you could also add your campsite number to ... just in case!



Here are two suggestions:

Clothes pin with magnet on the back—simply slip a piece of paper with your name and site number onto the clothes pin

Also, a small, wallet sized acrylic photo frame with magnet on back—available at drugstore, kitchen stores, etc. for about \$.99. Carry some pre-cut paper that fits and you can change from campground to campground.

We want to remember all of our members who are currently recovering from illness and surgery.

Please let us know if you are in need of a little sunshine! Our members are some of the most thoughtful and caring friends you could ever want to meet!



SUNSHINE CORNER

Life is like a mirror, we get the best results when we smile at it.



What's Old, Is New!

Members Terry and Sally Arnold knew that they could make the best RV even better. When finding that the sleeping accommodations were not optimal for them, Terry and Sally did a renovation of their Premier. Changing from a Club Lounge layout to twin beds has made their Chinook the perfect vacation home! Not only did they adapt the interior to meet their needs but it was done with great style and functionality. Having custom mattresses made, then upholstered, gives their interior a brand new look. The added storage under the passenger side bed is a great plus too! There is still access under the driver side bed as well. Two over sized TV trays make perfect dining and work tables! Anyone who visited Terry & Sally at our last rally will tell you what a great job was done on this remodel!

