



TRAILBLAZER

Governing Board

President:

Eileen Disbrow

chinook121@tampabay.rr.com

VP, Membership

Nita Wilkinson

chinookcampingclub@cox.net

VP, Rally

Don & Jo Phillips

donjophillips@verizon.net

Treasurer

Jim Runyon

jerunyon59@cox.net

Secretary & Sunshine

Sue DeMartini

dpd17@aol.com

*Thank you to the
Webmaster for both
CRVC and CCC,
Dave Shehane,
for his time and talent in
posting our Trailblazer.*


Inside this issue:

Events	2
Rally VP	3
Rally Schedule	4
Travelogue	5
Memories	6
Membership	7
Chinook Chow	8
Maintenance	9
Annual Photos	10

The Trailblazer is a publication of the Chinook Camping Club

December 2011

President's Message



We held our annual rally and meeting this October at EZ Daze RV Resort in Southaven, MS.

A wonderful group gathered and enjoyed being together once again. We can't thank all of you enough for making not only the rally, but our club a success.

Looking forward, we have a busy year planned. Starting in January we will see many of you at Flamingo Lake RV Resort in Jacksonville, FL. This is a return for the club and we hope it's as much fun as the last time. Plan to attend if you are interested in the Alaska trip. Final details to be discussed.

Sincerely, *Eileen Disbrow*



Annual Rally and Election of Board Members

The annual rally was great fun for all in attendance. In spite of the Fed Ex flight route, we enjoyed some very nice weather and outdoor time.

Our Pot Luck was held outside on the patio after a few picnic tables were brought to the spot by our stronger men members. Lots of good food as always.

After the Pot Luck we allowed a short time to "do the dishes" then we gathered in the upstairs meeting room for our Annual Meeting and Election. I'm happy to announce the current Board will serve another year and we are pleased to add Don & Jo Phillips as VP, Rally. Arline & Alvin regretted having to step down but are thrilled with Don & Jo taking on the task. We extend our appreciation to Alvin and Arline for all of the hard work they have done this past few years. Many thanks to all of the Board for serving over the past year and for 2012 as well. Members are: President, Eileen Disbrow; VP, Membership, Nita Wilkinson; VP, Rally, Don & Jo Phillips; Treasurer, Jim Runyon; and Secretary/Sunshine, Sue DeMartini.

Thanks to our Nominating Committee, David DeMartini, Chair, along with Diane Cremens and Lance Bedwell. Also Past President, Tom Jackson who serves with the committee. This fine group has agreed to give it one more year.



We had a wonderful lunch at "The Boiling Point" Restaurant and that evening we were served at our Ice Cream Social by Randy Buford and Tom Jackson. The two gentlemen did a great job scooping out the treats!

Our ladies looked quite "spiffy" in their new aprons as breakfast was served two mornings. Many thanks to all who got up early and helped cook and serve. Sue Jackson made a huge pot of her famous Sausage Gravy and it disappeared in no time!

For additional rally information, to suggest a rally site, or host a rally in your area please contact :

Don & Jo Phillips
VP, Rally

donjophilips@verizon.net



Membership Info:

Nita Wilkinson

VP, Membership

Chinook Camping Club

Saw your coach—please come join us for fun, family, and to learn more about your CHINOOK!

www.chinookrvclub.net
chinookcampingclub@cox.net
Nita Wilkinson, VP Membership



ALASKA OR BUST

This may be a once in a lifetime opportunity or perhaps you've made multiple trips to Alaska, either way, don't miss out on the fun of joining with some of your fellow members to enjoy the journey. The glory of our 49th state is waiting for you. What better way than to pack up the Chinook with all the comforts of home and head north!

The journey will begin in Great Falls, Montana on the 23rd of July and culminate there approximately 6 weeks later. Some free days will be available after the journey to relax, then head on at a leisurely pace to the joint club rally in Branson, MO!

Driving the Alaskan Highway will be a perfect way to travel this summer. Don't miss out. Start planning now and if possible, be sure to attend the January rally as plans are finalized.



ALASKA BOUND? BE SURE TO ATTEND!

WINTER RALLY

FLAMINGO LAKE RV RESORT

January 26th to 29th, 2012

1-800-783-4323 www.flamingolake.com



SOME SITES MAY STILL BE AVAILABLE.....CALL TODAY!

EAST MEETS WEST IN BRANSON, MO!

The **Chinook RV Club** and the **Chinook Camping Club** will hold a joint rally at:



SEPTEMBER 19th to 23rd, 2012

Meet members of our sister organization for a grand time!

Additional details will be made available in January



A MESSAGE FROM YOUR RALLY VP's

Hi Chinook Friends,

In Jan. 2012 we will have our winter rally at Flamingo Lake in Jacksonville, FL. Dates for this rally are Jan. 26-29. The club had a rally here in Jan. 09 and many people asked about having another rally there in the future. One nice feature, along with the great meeting room, is the "Sunrise Café". It is the perfect place to meet with friends and grab a bite to eat. During this rally members planning to make the Alaska Caravan will meet to finalize their plans.

This Spring we'll visit a fairly new resort in Roanoke Rapids, NC. The RV Resort at Carolina Crossroads is a good overnight stop for RV'ers traveling Interstate 95. The resort offers the type facilities we need to gather so come out and support the club for a relaxing "after winter" break!

Some of our club members will be taking advantage of the Alaska Caravan and also the Branson "Joint" Rally. For this reason, we will limit our schedule for 2012 to three rallies. This will allow members the time to participate in the other special events. Deer Creek RV Resort in Galax, VA has been booked once again for our Fall Annual Rally in 2012. A gorgeous location to capture the crisp days of the fall.

We are looking for members to host future rallies. One or more of the board members will be on hand to assist. Please contact us if you have a resort in mind so we can look at the future year scheduling.

We hope to see you at many of these rallies. It's always like a meeting of good friends when the club gets together and we miss you when you aren't there or when we can't attend.

Don & Jo Phillips



SPRING RALLY

The RV Resort @ Carolina Crossroads

Get ready to shake off the winter cobwebs and meet your friends for some fun and relaxation at this pristine resort located just off of I-95 at exit 171.

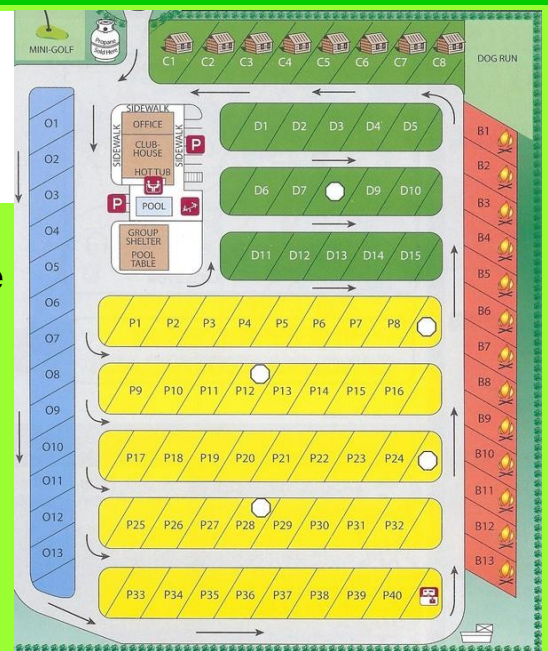
RALLY DATES: APRIL 19-22, 2012

This resort offers many amenities including 24 hour security, a pet area, hot tub, tiled bathrooms, large meeting room/kitchen facility, cable tv and WiFi. All sites are long pull thru with full hook ups.

The laundry room is located at the club house with an adjoining lounge area to relax and watch some TV while you do your laundry.

There are many restaurants in the nearby area plus a Walmart.

Make your reservations now by calling: 252-538-9776



Resort can be viewed at the following webpage:

<http://033b649.netsolhost.com/>

2012 ANNUAL RALLY

October 18th–21st

Galax, VA

We return to Deer Creek RV Resort in Galax, VA for our fall rally. This wonderful resort offers the amenities you like in a relaxing setting. Don't miss out on an opportunity to visit nearby Mt. Airy, NC and the Blue Ridge Parkway.



To reserve: 1-866-342-0300

FALL IS BEAUTIFUL IN VIRGINIA!

Full Hook-ups, Cable TV, Wireless Internet



MEMBER TRAVELOGUE

Shennandoah National Park

By Diane Cremens



Shenandoah National Park is in the mountains of Virginia. It is accessible via Skyline Drive which starts at Mile marker 0, just south of Front Royal, VA, and ends 105 miles later at the Blue Ridge Parkway. The park is a fee area, \$15 from March through November and \$10 December through February, however, the National Park Senior Pass for persons over 62 years old is accepted. There are four entrance stations, Front Royal from the north, Rockfish Gap from the south, Thornton Gap at mile marker 32, off US Highway 211 and Swift Run Gap at mile marker 65.5 off US 33.

There are three visitor information centers along the drive. Dickey Ridge is at mile 4.6, Harry F. Byrd, mile 51 and Loft Mountain, mile 79.5. The visitor centers have exhibits and other information. At Harry F. Byrd there is a view of the largest meadow in the park. Check the park website at nps.gov/shen to find out when each one is open.

There are four campgrounds along Skyline Drive all run by the National Park Service. The campgrounds all have flush toilets and dump stations, but no hook-ups are available. Matthews Arm at mile 22.1 is open mid-to late May, Big Meadows, mile 51.2, is open late March through late November and has coin showers, coin laundry, a dump station and a camp store. Lewis Mountain, mile 57.5, is open mid-April through late October or early November and Loft Mountain, mile 79.5, is open May through late October. Both Lewis Mountain and Loft Mountain have coin showers and laundry and a camp store.

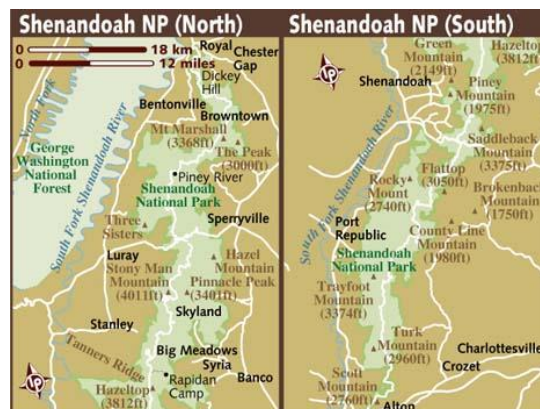
Some of the campgrounds fill up fast, especially during warmer weather, so it is advised to make reservations or arrive early to get a site. To check on exact opening and closing dates, you can visit <http://www.nps.gov/shen/planyourvisit/camping.htm>.

There are over 500 miles of hiking trails in Shenandoah. Many of the trails have up and down rises. There are a few that are fairly level. You can find out about all trails at the Visitor Centers.

Shenandoah is home to many species of wildlife, including Black bears, White-tailed deer, Groundhogs, Turkey Vultures, Raccoons and Bobcats. Many birds also make the park their home.

Skyline Drive has many pull-outs with beautiful overlooks. It is a two-lane mountain road, but in very good shape. The highest point on the road is 3,680 feet. Our Chinook had no problems getting around any of the hills or curves on the road.

We drove through Shenandoah both before and after the Washington D.C. rally. We enjoyed many of the hiking trails and views from the road. When we were coming back from the rally, we had wanted to stay at Big Meadow Campground, but the weather had improved and the campground was full. We were able to get into Loft Mountain, where we had stayed on our way to the rally. We are looking forward to our next trip out to Virginia and to Shenandoah.





AULD LANG SYNE

A few photos from times gone by,
rallies we enjoyed and times we
shared with our good friends in the
club.

We look forward to new friends and
continuing the "good times" in 2012!

Deer Creek RV Resort

Galax, VA

October 2007



San Antonio KOA

May 2005

San Antonio, TX

Some members
from both the
Chinook Camping
Club and the
Chinook RV Club
were in attendance



Lazy Days Rally Park January 2006
Sunday Fellowship



Peace Valley Campground May
2007 Group Photo



Peace Valley Campground
Murphy, NC May 31 - Jun 3 2007

VP of Membership News



As of 20 Nov 2011, we have 103 members, 9 new families since our last newsletter. We've said goodbye to 8 families: CRUZ, FORTE, GRIMES, HARRIS, HAUSER, HEALY, JOINVILLE/LABONTE (our Canadian connection) and RUDD/CRUZ.

DUES.....ARE DUE.....Have you sent your check?

If you joined AFTER July 1, 2011, you do not owe dues until October of 2012. Questions? Please don't hesitate to contact us.

Don't forget to share your Chinook Camping Club info cards with Chinooks you find on the road, in parking lots, and in campgrounds. If you need some, just give me a call.

Nita Wilkinson

VP Membership



WELCOME TO OUR NEWEST CLUB MEMBERS



- ◆ Joseph Ryan, St. Ann, MO
- ◆ Pam Gelein, Madison, WI
- ◆ Lake & Ann Gibson, Dawsonville, GA
- ◆ Charles & Catalina Ayala Nelson, Houston, TX
- ◆ Brian Jenkins/Danielle Fields, Nashville, TN
- ◆ Russell & Barbara Anderson, Colleyville, TX
- ◆ Gary & Mona Leverett, Melbourne, FL
- ◆ Ron & Misti Tolley, Salem, SC
- ◆ Tom Spelman, Vincennes, IN

CHINOOK CAMPING CLUB

Saw your coach and hope you join us!

www.chinookrvclub.net
 ENHANCE YOUR CHINOOK EXPERIENCE
 chinookcampingclub@cox.net

Nita Wilkinson VP, Membership

CHINOOK CAMPING CLUB

Saw your coach and hope you join us!

www.chinookrvclub.net
 ENHANCE YOUR CHINOOK EXPERIENCE
 chinookcampingclub@cox.net

Nita Wilkinson VP, Membership

CHINOOK CHOW—RECIPES FROM THE ROAD

Cooking Tips from Cyndy Gabrys



Sometimes it would be a treat to have a fresh baked cake for dessert and it's really easy even without an oven. I use a Pampered Chef rice cooker (large, without the lid), a regular box of cake mix and about 11 minutes on microwave high setting. Follow the directions on the cake mix, mixing in the rice cooker, pop into the microwave and enjoy with a good cup of coffee or tea. I often top with some fresh fruit rather than icing. The possibilities are endless. ENJOY!!

I always enjoy my campfires when I'm camping and I use them to cook as well. My favorite is to wrap sweet potatoes in foil and bury them in the hot coals. They cook quickly and have a smoky flavor as well. The amount of time depends on the size of the potato and how hot the coals are so it's hard to say exactly how long to cook but I usually start checking them after 20 minutes. An easy and tasty addition to any meal. (PS – my dogs love raw sweet potatoes for a treat)



MARIE GOOP from Russell & Barbara Anderson

Brown a pound of lean ground meat, beef, pork or turkey with a small chopped onion. Then blend in a can of mushroom soup and one can tomato soup along with a cup or more of chopped celery. After the mixture comes to a boil (bubbles) the turn to simmer for a few minutes and serve over fried Chinese chow mein noodles. (Named after a friend who created this recipe!)



EASY OREO TRUFFLES from Allrecipes.com

1 (16 oz) pkg OREO Chocolate Cookies, divided
2 (8 oz) pkgs BAKER'S Semi-sweet Baking Chocolate, melted

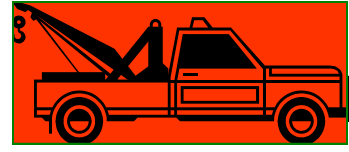
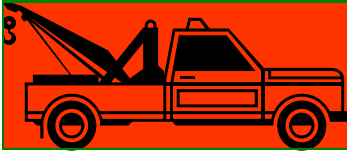
1 (8 oz) Cream Cheese, softened

Crush 9 of the cookies to fine crumbs in food processor; reserve for later use. Crush remaining 36 cookies to fine crumbs; place in medium bowl. Add cream cheese, mix until well blended. Roll cookie mixture into 42 balls, about 1" each.

Dip balls in chocolate; place on wax paper-covered baking sheet. Any leftover chocolate can be stored at room temperature for another use. Sprinkle with reserved crumbs.

Refrigerate until firm, about 1 hours. Store leftover truffles, covered, in refrigerator.





MEMBER MAINTENANCE TIPS . . . OR THINGS WE LEARN THE HARD WAY

HOW ARE YOUR JOINTS.....

I hope all the Chinook owners make sure their equipment is in good order before hitting the highways.

Having the best grease in the universal joints and bearings is important. Certified Labs makes a great calcium sulfinate grease with 23% graphite and 5% Moly that will not wash out. I use this in my HR 40 footer as well. You can also purchase calcium sulfinate grease at CAT dealers. These greases are significantly better and compatible with traditional lithium soap grease. In a measured wear test the calcium sulfinate takes 3 or more times the load.

When is the last time you had your wheel bearings serviced, my rig had 65000 and the grease was going bad. The calipers were replaced but the bearings were not checked.

Also owners may want to try Rotella T triple protection engine oil frequently used in big rigs as it lubricates better and usually will decrease highway fuel consumption. A 15 to 20 improvement is likely. We had a 28% increase in our Buick Lucerne and a 20 % increase in the Chinook. If you want even more try the Rotella T synthetic available at Walmart for \$ 16 per gallon. This is a 5-40 oil so will work in the coldest and hottest summer temperatures. I change every 5000 miles or one year whichever comes first. Another point to remember is the diesel oil stays in the bearings so cold start wear is much less of an issue.

Oil change places will typically tell you Rotella is not for your engine, but it exceeds all OEM requirements, provides better lubrication and increases mileage as well.

Happy driving

Submitted by Russell Anderson

* As always, we thank Russell for his tips. All recommendations shared are the opinions and personal experiences of the member. Should you have questions or be uncertain, please consult a professional.



Members Terry & Sally Arnold have completed some of these unique renovations to their Premier.

Left is a shelving unit Terry built which has resulted in lots of great pantry space—perfect in the Premier kitchen!



Center picture shows the storage drawer under their new twin beds!

Pictured on right is a slide out drawer located in the cabinet below the range! Great idea!

ANNUAL RALLY 2011



*This newsletter is dedicated
to the memory of*

Arline Cantrell

2/7/1948 — 11/22/2011



2012 CLUB DUES OF \$35 PER COACH WERE DUE BY NOVEMBER 1ST
IF YOU HAVE NOT PAID YET, PLEASE MAKE YOUR CHECK PAYABLE TO:

“Chinook Camping Club” and mail to:

Chinook Camping Club, Jim Runyon, Treasurer

8243 The Midway, Annandale, VA 22003-3716



IMPORTANT NOTICE

IMPORTANT NOTICE

IMPORTANT NOTICE